

Steuerbericht Deutschland – Steuerjahr 2025

Berichtswährung: EUR

Berichtszeitraum 01.01.2025 - 31.12.2025

■ Anschreiben

Sehr geehrte Damen und Herren,

anbei erhalten Sie eine Übersicht über meine Einkünfte aus Kapitalvermögen sowie sonstige Einkünfte aus Geschäften mit virtuellen Währungen und sonstigen Token für das Steuerjahr 2025. Die folgenden Seiten dienen als Ausfüllhilfe für die Anlagen KAP und SO sowie zur Dokumentation der zugrunde liegenden Transaktionen.

Bitte beachten Sie, dass es sich nicht um eine rechtsverbindliche Steuerberatung handelt. Die Werte sollten vor der Übernahme in die Steuererklärung durch eine steuerlich beratende Person oder das Finanzamt geprüft werden.

Mit freundlichen Grüßen

Zusammenfassung Kapitalerträge – Anlage KAP

Zeilen	Kapitalerträge, die nicht dem inländischen Steuerabzug unterlegen haben	Beträge (EUR)
18	Veräußerungserlöse, Einlösungsentgelte u. ä.	0.00
19	Ausländische Kapitalerträge (ohne Beträge laut den Zeilen 24, 25, 26a, 52)	-98'511.766574
20	Gewinne aus Aktienveräußerungen	0.00
21	Gewinne aus Termingeschäften	0.00
22	Verluste aus Kapitalvermögen (soweit ausgleichsfähig)	0.00



































Die Beträge in der rechten Spalte können als Orientierung für die Einträge in die genannten Zeilen der Anlage KAP dienen. Weitere Kapitalerträge außerhalb dieses Reports sind ggf. zusätzlich zu berücksichtigen.

Zusammenfassung Sonstige Einkünfte – Anlage SO

Zeilen	Einheiten virtueller Währungen und / oder sonstige Token	Beträge (EUR)
41	Haben Sie Einkünfte aus der Veräußerung von Einheiten virtueller Währungen und / oder sonstigen Token erzielt?	0.00
42	Bezeichnung der virtuellen Währungen bzw. Token	0.00
43	Zeitpunkt der Anschaffung und der Veräußerung	0.00
44	Veräußerungspreis oder an dessen Stelle tretender Wert (z. B. gemeiner Wert)	37.359993
45	Anschaffungskosten oder an deren Stelle tretender Wert (z. B. Teilwert, gemeiner Wert)	43.856271
46	Werbungskosten im Zusammenhang mit dem Veräußerungsgeschäft	0.238463
47	Gewinn / Verlust (zu übertragen nach Zeile 54)	-6.771106
54	Summe der Gewinne / Verluste aus virtuellen Währungen (Übertrag aus Zeile 47)	-6.771106

Die oben ausgewiesenen Beträge sind als Ausfüllhilfe für die entsprechenden Zeilen der Anlage SO gedacht. Bitte prüfen Sie die Werte vor der Übernahme in Ihre Steuererklärung.

Zusammenfassung der Veräußerungsgeschäfte

Z:43 Verkaufsdatum	Z:43 Kaufdatum	Z:42 Asset	Nominal	Quote	Z:44 Verkauf (EUR)	Z:45 Kauf (EUR)	Z:46 Verkauf- NK (EUR)	Z:46 Anschaffung- NK (EUR)	Z:47 Ergebnis (EUR)
01.09.2025	01.09.2025	 ARB	18.70	 USDT	7.835962	7.901657	0.007836	0.007902	-0.081432
01.09.2025	31.08.2025	 ARB	9.90	 USDT	4.148451	4.26338	0.004148	0.004263	-0.123341
09.11.2025		 ATOM	0.00	 USDT	1.161102	0.00	0.000581	0.00	1.160521
04.09.2025	04.09.2025	 DOT	1.36	 USDT	4.513094	4.493802	0.004513	0.004494	0.010285
04.09.2025	04.09.2025	 DOT	0.83	 USDT	2.754314	2.742541	0.002754	0.002743	0.006277
01.09.2025	01.09.2025	 ENA	8.16	 USDT	4.366627	4.414219	0.004367	0.004414	-0.056373
01.09.2025	01.09.2025	 ENA	0.12	 USDT	0.064215	0.064915	0.000064	0.000065	-0.000829
11.11.2025	09.11.2025	 NVDAON	0.015	 USDT	2.542678	2.517732	0.00	0.001259	0.023687
05.09.2025	31.08.2025	 OP	0.50	 USDT	0.303155	0.300427	0.000303	0.0003	0.002124
05.09.2025	31.08.2025	 OP	7.35	 USDT	4.456373	4.416274	0.004456	0.004416	0.031227
05.09.2025	31.08.2025	 OP	2.14	 USDT	1.297502	1.285827	0.001298	0.001286	0.009092
09.11.2025	09.11.2025	 RIO	8.54	 USDT	1.227703	1.227703	0.000614	0.00	-0.000614
09.11.2025	09.11.2025	 RIO	9.53	 USDT	1.370025	1.370025	0.000685	0.00	-0.000685
24.10.2025	08.02.2025	 SOLO	7.728541	 FDUSD	-6.65565	0.00	0.172236	0.00	-6.827886
31.08.2025	30.12.2021	 USDT	20.00	 USDT	-17.155601	0.00	0.00	0.00	-17.155601
17.06.2025	30.12.2021	 USDT	10.521082	 USDT	-9.094988	0.00	0.172891	0.00	-9.267879
11.11.2025	11.11.2025	 XPR	660.76	 USDT	2.609131	2.620092	0.001305	0.00	-0.012265
Summe					37.359993	43.856271	0.238463	0.036365	-6.771106

Einzelauflistung der Einkünfte gemäss §20.1 EStG und der Einnahmen aus Veräußerungsgeschäften gemäss §20.2 / § 23 EStG





AAVE								
Event	Datum	Nominal	Quote	Preis/Unit	Total	Wechselkurs	Ergebnis (EUR)	Verweis
Kauf	01.12.2023	0.007	🇺🇸 USDT	90.23	0.63161	1.0000	0.63161	
Anschaffung NK					0.00161	1.0000	0.00161	
Verkauf	09.11.2025	0.007	🇺🇸 USDT	213.37	1.49359	0.86497708	1.291921	
Verkauf-NK					0.00	0.86497708	0.00	
Gain / Loss (Bestandschutz, gem. §23 EStG nicht steuerpflichtig)							0.658701	

ALGO								
Event	Datum	Nominal	Quote	Preis/Unit	Total	Wechselkurs	Ergebnis (EUR)	Verweis
Kauf	05.10.2022	37.00	🇺🇸 USDT	0.00	0.00	1.01102012	0.00	
Anschaffung NK					0.00	1.01102012	0.00	
Verkauf	02.09.2025	37.00	🇺🇸 USDT	0.2329	8.6173	0.85866392	7.399365	
Verkauf-NK					0.008617	0.85866392	0.007399	
Gain / Loss (Bestandschutz, gem. §23 EStG nicht steuerpflichtig)							7.391965	
Kauf	05.10.2022	37.00	🇺🇸 USDT	0.00	0.00	1.01102012	0.00	
Anschaffung NK					0.00	1.01102012	0.00	
Verkauf	02.09.2025	37.00	🇺🇸 USDT	0.2324	8.5988	0.85866392	7.383479	
Verkauf-NK					0.008599	0.85866392	0.007383	
Gain / Loss (Bestandschutz, gem. §23 EStG nicht steuerpflichtig)							7.376096	





ARB								
Event	Datum	Nominal	Quote	Preis/Unit	Total	Wechselkurs	Ergebnis (EUR)	Verweis
Kauf	01.09.2025	18.70	🇺🇸 USDT	0.4921	9.20227	0.85866392	7.901657	
Anschaffung NK					0.009202	0.85866392	0.007902	
Verkauf	01.09.2025	18.70	🇺🇸 USDT	0.4909	9.17983	0.85360649	7.835962	
Verkauf-NK					0.00918	0.85360649	0.007836	
Gain / Loss (gem. §23 EStG steuerpflichtig)							-0.081432	
Kauf	31.08.2025	9.90	🇺🇸 USDT	0.5045	4.99455	0.85360649	4.26338	
Anschaffung NK					0.004995	0.85360649	0.004263	
Verkauf	01.09.2025	9.90	🇺🇸 USDT	0.4909	4.85991	0.85360649	4.148451	
Verkauf-NK					0.00486	0.85360649	0.004148	
Gain / Loss (gem. §23 EStG steuerpflichtig)							-0.123341	

ATOM								
Event	Datum	Nominal	Quote	Preis/Unit	Total	Wechselkurs	Ergebnis (EUR)	Verweis
Kauf		0.00	🇺🇸 USDT	0.00	0.00	0.86497708	0.00	
Anschaffung NK					0.00	0.86497708	0.00	
Verkauf	09.11.2025	0.00	🇺🇸 USDT	0.00	1.34235	0.86497708	1.161102	
Verkauf-NK					0.000671	0.86497708	0.000581	
Gain / Loss (gem. §23 EStG steuerpflichtig)							1.160521	



 DOT

Event	Datum	Nominal	Quote	Preis/Unit	Total	Wechselkurs	Ergebnis (EUR)	Verweis
Kauf	04.09.2025	1.36	 USDT	3.865	5.2564	0.85492006	4.493802	
Anschaffung NK					0.005256	0.85492006	0.004494	
Verkauf	04.09.2025	1.36	 USDT	3.865	5.2564	0.85859019	4.513094	
Verkauf-NK					0.005256	0.85859019	0.004513	
Gain / Loss (gem. §23 EStG steuerpflichtig)							0.010285	
Kauf	04.09.2025	0.83	 USDT	3.865	3.20795	0.85492006	2.742541	
Anschaffung NK					0.003208	0.85492006	0.002743	
Verkauf	04.09.2025	0.83	 USDT	3.865	3.20795	0.85859019	2.754314	
Verkauf-NK					0.003208	0.85859019	0.002754	
Gain / Loss (gem. §23 EStG steuerpflichtig)							0.006277	

 ENA

Event	Datum	Nominal	Quote	Preis/Unit	Total	Wechselkurs	Ergebnis (EUR)	Verweis
Kauf	01.09.2025	8.16	 USDT	0.63	5.1408	0.85866392	4.414219	
Anschaffung NK					0.005141	0.85866392	0.004414	
Verkauf	01.09.2025	8.16	 USDT	0.6269	5.115504	0.85360649	4.366627	
Verkauf-NK					0.005116	0.85360649	0.004367	
Gain / Loss (gem. §23 EStG steuerpflichtig)							-0.056373	
Kauf	01.09.2025	0.12	 USDT	0.63	0.0756	0.85866392	0.064915	
Anschaffung NK					0.000076	0.85866392	0.000065	
Verkauf	01.09.2025	0.12	 USDT	0.6269	0.075228	0.85360649	0.064215	
Verkauf-NK					0.000075	0.85360649	0.000064	
Gain / Loss (gem. §23 EStG steuerpflichtig)							-0.000829	

 NVDAON

Event	Datum	Nominal	Quote	Preis/Unit	Total	Wechselkurs	Ergebnis (EUR)	Verweis
Kauf	09.11.2025	0.015	 USDT	194.05	2.91075	0.86497708	2.517732	
Anschaffung NK					0.001455	0.86497708	0.001259	
Verkauf	11.11.2025	0.015	 USDT	196.21	2.94315	0.86393089	2.542678	
Verkauf-NK					0.00	0.86393089	0.00	
Gain / Loss (gem. §23 EStG steuerpflichtig)							0.023687	







OP								
Event	Datum	Nominal	Quote	Preis/Unit	Total	Wechselkurs	Ergebnis (EUR)	Verweis
Kauf	31.08.2025	0.50	🇺🇸 USDT	0.7039	0.35195	0.85360649	0.300427	
Anschaffung NK					0.000352	0.85360649	0.0003	
Verkauf	05.09.2025	0.50	🇺🇸 USDT	0.7092	0.3546	0.85492006	0.303155	
Verkauf-NK					0.000355	0.85492006	0.000303	
Gain / Loss (gem. §23 EStG steuerpflichtig)							0.002124	
Kauf	31.08.2025	7.35	🇺🇸 USDT	0.7039	5.173665	0.85360649	4.416274	
Anschaffung NK					0.005174	0.85360649	0.004416	
Verkauf	05.09.2025	7.35	🇺🇸 USDT	0.7092	5.21262	0.85492006	4.456373	
Verkauf-NK					0.005213	0.85492006	0.004456	
Gain / Loss (gem. §23 EStG steuerpflichtig)							0.031227	
Kauf	31.08.2025	2.14	🇺🇸 USDT	0.7039	1.506346	0.85360649	1.285827	
Anschaffung NK					0.001506	0.85360649	0.001286	
Verkauf	05.09.2025	2.14	🇺🇸 USDT	0.7092	1.517688	0.85492006	1.297502	
Verkauf-NK					0.001518	0.85492006	0.001298	
Gain / Loss (gem. §23 EStG steuerpflichtig)							0.009092	

RIO								
Event	Datum	Nominal	Quote	Preis/Unit	Total	Wechselkurs	Ergebnis (EUR)	Verweis
Kauf	09.11.2025	8.54	🇺🇸 USDT	0.1662	1.419348	0.86497708	1.227703	
Anschaffung NK					0.00	0.86497708	0.00	
Verkauf	09.11.2025	8.54	🇺🇸 USDT	0.1662	1.419348	0.86497708	1.227703	
Verkauf-NK					0.00071	0.86497708	0.000614	
Gain / Loss (gem. §23 EStG steuerpflichtig)							-0.000614	
Kauf	09.11.2025	9.53	🇺🇸 USDT	0.1662	1.583886	0.86497708	1.370025	
Anschaffung NK					0.00	0.86497708	0.00	
Verkauf	09.11.2025	9.53	🇺🇸 USDT	0.1662	1.583886	0.86497708	1.370025	
Verkauf-NK					0.000792	0.86497708	0.000685	
Gain / Loss (gem. §23 EStG steuerpflichtig)							-0.000685	





SOLO								
Event	Datum	Nominal	Quote	Preis/Unit	Total	Wechselkurs	Ergebnis (EUR)	Verweis
Kauf	08.02.2025	7.728541	🇺🇸 FDUSD	0.00	0.00	1.0000	0.00	
Anschaffung NK					0.00	1.0000	0.00	
Verkauf	24.10.2025	7.728541	🇺🇸 FDUSD	-1.00	-7.728541	0.86117809	-6.65565	
Verkauf-NK					0.20	0.86117809	0.172236	
Gain / Loss (gem. §23 EStG steuerpflichtig)							-6.827886	

THETA								
Event	Datum	Nominal	Quote	Preis/Unit	Total	Wechselkurs	Ergebnis (EUR)	Verweis
Kauf	13.11.2022	10.70	🇺🇸 USDT	1.00	10.70	1.0000	10.70	
Anschaffung NK					0.00	1.0000	0.00	
Verkauf	05.09.2025	10.70	🇺🇸 USDT	0.786	8.4102	0.85492006	7.190049	
Verkauf-NK					0.00841	0.85492006	0.00719	
Gain / Loss (Bestandschutz, gem. §23 EStG nicht steuerpflichtig)							-3.517141	



 TIA

Event	Datum	Nominal	Quote	Preis/Unit	Total	Wechselkurs	Ergebnis (EUR)	Verweis
Kauf	15.12.2023	0.2841784	 USDT	12.461	3.541147	1.0000	3.541147	
Anschaffung NK					0.008853	1.0000	0.008853	
Verkauf	04.09.2025	0.2841784	 USDT	1.63	0.463211	0.85859019	0.397708	
Verkauf-NK					0.000463	0.85859019	0.000398	
Gain / Loss (Bestandschutz, gem. §23 EStG nicht steuerpflichtig)							-3.152689	
Kauf	15.12.2023	2.9958216	 USDT	12.46	37.327937	1.0000	37.327937	
Anschaffung NK					0.09324	1.0000	0.09324	
Verkauf	04.09.2025	2.9958216	 USDT	1.63	4.883189	0.85859019	4.192658	
Verkauf-NK					0.004883	0.85859019	0.004193	
Gain / Loss (Bestandschutz, gem. §23 EStG nicht steuerpflichtig)							-33.232712	
Kauf	15.12.2023	3.47	 USDT	12.46	43.2362	1.0000	43.2362	
Anschaffung NK					0.107999	1.0000	0.107999	
Verkauf	04.09.2025	3.47	 USDT	1.631	5.65957	0.85859019	4.859251	
Verkauf-NK					0.00566	0.85859019	0.004859	
Gain / Loss (Bestandschutz, gem. §23 EStG nicht steuerpflichtig)							-38.489806	

 USDT

Event	Datum	Nominal	Quote	Preis/Unit	Total	Wechselkurs	Ergebnis (EUR)	Verweis
Kauf	30.12.2021	20.00	 USDT	0.00	0.00	0.88230104	0.00	
Anschaffung NK					0.00	0.88230104	0.00	
Verkauf	31.08.2025	20.00	 USDT	-1.00	-20.00	0.85778007	-17.155601	
Verkauf-NK					0.00	0.85778007	0.00	
Gain / Loss (gem. §23 EStG steuerpflichtig)							-17.155601	
Kauf	30.12.2021	10.521082	 USDT	0.00	0.00	0.88230104	0.00	
Anschaffung NK					0.00	0.88230104	0.00	
Verkauf	17.06.2025	10.521082	 USDT	-1.00	-10.521082	0.86445367	-9.094988	
Verkauf-NK					0.20	0.86445367	0.172891	
Gain / Loss (gem. §23 EStG steuerpflichtig)							-9.267879	

 XPR

Event	Datum	Nominal	Quote	Preis/Unit	Total	Wechselkurs	Ergebnis (EUR)	Verweis
Kauf	11.11.2025	660.76	 USDT	0.00459	3.032756	0.86393089	2.620092	
Anschaffung NK					0.00	0.86393089	0.00	
Verkauf	11.11.2025	660.76	 USDT	0.004571	3.02007	0.86393089	2.609131	
Verkauf-NK					0.00151	0.86393089	0.001305	
Gain / Loss (gem. §23 EStG steuerpflichtig)							-0.012265	

✕ XRP

Event	Datum	Nominal	Quote	Preis/Unit	Total	Wechselkurs	Ergebnis (EUR)	Verweis
Kauf	09.12.2021	3.00	🇺🇸 USDT	0.749895	2.249685	1.0000	2.249685	
Anschaffung NK					0.045912	1.0000	0.045912	
Verkauf	04.09.2025	3.00	🇺🇸 USDT	2.8439	8.5317	0.85859019	7.325234	
Verkauf-NK					0.008532	0.85859019	0.007325	
Gain / Loss (Bestandschutz, gem. §23 EStG nicht steuerpflichtig)							5.022312	
Kauf	09.12.2021	1.80	🇺🇸 USDT	0.749895	1.349811	1.0000	1.349811	
Anschaffung NK					0.027547	1.0000	0.027547	
Verkauf	02.09.2025	1.80	🇺🇸 USDT	2.8196	5.07528	0.85866392	4.35796	
Verkauf-NK					0.005075	0.85866392	0.004358	
Gain / Loss (Bestandschutz, gem. §23 EStG nicht steuerpflichtig)							2.976244	
Kauf	09.12.2021	1.20	🇺🇸 USDT	0.749895	0.899874	1.0000	0.899874	
Anschaffung NK					0.018365	1.0000	0.018365	
Verkauf	02.09.2025	1.20	🇺🇸 USDT	2.8196	3.38352	0.85866392	2.905307	
Verkauf-NK					0.003384	0.85866392	0.002905	
Gain / Loss (Bestandschutz, gem. §23 EStG nicht steuerpflichtig)							1.984162	
Kauf	09.12.2021	2.70	🇺🇸 USDT	0.749895	2.024717	1.0000	2.024717	
Anschaffung NK					0.041321	1.0000	0.041321	
Verkauf	01.09.2025	2.70	🇺🇸 USDT	2.7731	7.48737	0.85360649	6.391268	
Verkauf-NK					0.007487	0.85360649	0.006391	
Gain / Loss (Bestandschutz, gem. §23 EStG nicht steuerpflichtig)							4.318839	
Kauf	09.12.2021	1.80	🇺🇸 USDT	0.749895	1.349811	1.0000	1.349811	
Anschaffung NK					0.027547	1.0000	0.027547	
Verkauf	31.08.2025	1.80	🇺🇸 USDT	2.8091	5.05638	0.85778007	4.337262	
Verkauf-NK					0.005056	0.85778007	0.004337	
Gain / Loss (Bestandschutz, gem. §23 EStG nicht steuerpflichtig)							2.955566	

Termingeschäfte (Futures/Perpetuals) – Close (realisierte Ergebnisse)

Datum	Trade Event	Coin/Token	Quote	Nominal	Fee	Realized PnL	Wechselkurs	Realized PnL (EUR)
30.10.2025	CLOSE_SHORT	🟠 BTC	🇺🇸 USDT	1.5554	0.070568	1.5554	0.86580087	EUR 1.35
16.10.2025	CLOSE_LONG		🇺🇸 USDC	0.68992	0.019929	-0.68992	0.85844278	EUR-0.59
16.10.2025	CLOSE_LONG		🇺🇸 USDC	1.8528	0.031012	-1.8528	0.85844278	EUR-1.59
16.10.2025	CLOSE_LONG		🇺🇸 USDC	2.1442	0.018135	-2.1442	0.85844278	EUR-1.84
15.10.2025	CLOSE_LONG	🅄 TSLA	🇺🇸 USDT	0.0545	0.013047	0.0545	0.8604371	EUR 0.05
15.10.2025	CLOSE_LONG	🅒 GOOGL	🇺🇸 USDT	0.027	0.013292	0.027	0.8604371	EUR 0.02
14.10.2025	CLOSE_LONG	🅓 NVDA	🇺🇸 USDT	0.00	0.013352	0.00	0.86557604	EUR 0.00
10.10.2025	CLOSE_LONG	🅓 NEAR	🇺🇸 USDT	28.222	0.36771	28.222	0.86445367	EUR 24.40
10.10.2025	CLOSE_LONG	Ⓣ TAO	🇺🇸 USDT	27.926787	0.215712	27.926787	0.86445367	EUR 24.14
10.10.2025	CLOSE_LONG	Ⓣ TAO	🇺🇸 USDT	8.811978	0.067868	8.811978	0.86445367	EUR 7.62
10.10.2025	CLOSE_LONG	Ⓣ TAO	🇺🇸 USDT	4.068799	0.031388	4.068799	0.86445367	EUR 3.52
10.10.2025	CLOSE_LONG	Ⓣ TAO	🇺🇸 USDT	0.344082	0.002653	0.344082	0.86445367	EUR 0.30
10.10.2025	CLOSE_LONG	Ⓣ TAO	🇺🇸 USDT	0.316069	0.002432	0.316069	0.86445367	EUR 0.27
10.10.2025	CLOSE_LONG	Ⓣ TAO	🇺🇸 USDT	0.258422	0.00199	0.258422	0.86445367	EUR 0.22
10.10.2025	CLOSE_LONG	Ⓣ TAO	🇺🇸 USDT	0.114574	0.000884	0.114574	0.86445367	EUR 0.10
22.09.2025	CLOSE_LONG	🅓 NEAR	🇺🇸 USDT	62.116203	0.335278	62.116203	0.84882438	EUR 52.73
22.09.2025	CLOSE_LONG	🅓 NEAR	🇺🇸 USDT	44.051797	0.237773	44.051797	0.84882438	EUR 37.39
22.09.2025	CLOSE_LONG	🅒 VET	🇺🇸 USDT	1.07685	0.020738	-1.07685	0.84882438	EUR-0.91
22.09.2025	CLOSE_LONG	🅒 FET	🇺🇸 USDT	3.5306	0.098445	-3.5306	0.84882438	EUR-3.00
22.09.2025	CLOSE_LONG	🅒 VET	🇺🇸 USDT	8.335243	0.16029	-8.335243	0.84882438	EUR-7.08
01.09.2025	CLOSE_LONG	🅒 POL	🇺🇸 USDT	38.366983	0.250144	38.366983	0.85360649	EUR 32.75
01.09.2025	CLOSE_LONG	🅒 FET	🇺🇸 USDT	1.818407	0.003863	-1.818407	0.85360649	EUR-1.55
01.09.2025	CLOSE_LONG	🔥 AKT	🇺🇸 USDT	2.357978	0.004787	-2.357978	0.85360649	EUR-2.01
01.09.2025	CLOSE_LONG	🅒 XDC	🇺🇸 USDT	2.821342	0.009214	-2.821342	0.85360649	EUR-2.41
01.09.2025	CLOSE_LONG	🅒 QNT	🇺🇸 USDT	4.240842	0.016797	-4.240842	0.85360649	EUR-3.62
01.09.2025	CLOSE_LONG	🅒 QNT	🇺🇸 USDT	4.243642	0.016795	-4.243642	0.85360649	EUR-3.62
01.09.2025	CLOSE_LONG	🅒 QNT	🇺🇸 USDT	4.246442	0.016793	-4.246442	0.85360649	EUR-3.62
01.09.2025	CLOSE_LONG	🅒 QNT	🇺🇸 USDT	4.249242	0.016792	-4.249242	0.85360649	EUR-3.63
01.09.2025	CLOSE_LONG	🅒 QNT	🇺🇸 USDT	4.252042	0.01679	-4.252042	0.85360649	EUR-3.63
01.09.2025	CLOSE_LONG	🅒 QNT	🇺🇸 USDT	4.254842	0.016788	-4.254842	0.85360649	EUR-3.63
01.09.2025	CLOSE_LONG	🅒 QNT	🇺🇸 USDT	4.843476	0.019198	-4.843476	0.85360649	EUR-4.13
01.09.2025	CLOSE_LONG	🅒 QNT	🇺🇸 USDT	4.859476	0.019188	-4.859476	0.85360649	EUR-4.15
01.09.2025	CLOSE_LONG	🅒 QNT	🇺🇸 USDT	7.562932	0.03	-7.562932	0.85360649	EUR-6.46
01.09.2025	CLOSE_LONG	🅒 QNT	🇺🇸 USDT	7.567932	0.029997	-7.567932	0.85360649	EUR-6.46
01.09.2025	CLOSE_LONG	🅒 QNT	🇺🇸 USDT	7.572932	0.029994	-7.572932	0.85360649	EUR-6.46
01.09.2025	CLOSE_LONG	🅒 QNT	🇺🇸 USDT	7.577932	0.029991	-7.577932	0.85360649	EUR-6.47
01.09.2025	CLOSE_LONG	🅒 QNT	🇺🇸 USDT	7.582932	0.029988	-7.582932	0.85360649	EUR-6.47
01.09.2025	CLOSE_LONG	🅒 QNT	🇺🇸 USDT	7.587932	0.029985	-7.587932	0.85360649	EUR-6.48
01.09.2025	CLOSE_LONG	🅒 QNT	🇺🇸 USDT	7.592932	0.029982	-7.592932	0.85360649	EUR-6.48
01.09.2025	CLOSE_LONG	🅒 QNT	🇺🇸 USDT	8.655942	0.034179	-8.655942	0.85360649	EUR-7.39
01.09.2025	CLOSE_LONG	🅒 QNT	🇺🇸 USDT	8.813601	0.034776	-8.813601	0.85360649	EUR-7.52
01.09.2025	CLOSE_LONG	🅒 QNT	🇺🇸 USDT	9.251177	0.036585	-9.251177	0.85360649	EUR-7.90
01.09.2025	CLOSE_LONG	🅒 OP	🇺🇸 USDT	9.300206	0.033102	-9.300206	0.85360649	EUR-7.94
01.09.2025	CLOSE_LONG	🅒 QNT	🇺🇸 USDT	10.181229	0.040172	-10.181229	0.85360649	EUR-8.69
01.09.2025	CLOSE_LONG	🅒 QNT	🇺🇸 USDT	10.933822	0.043174	-10.933822	0.85360649	EUR-9.33
01.09.2025	CLOSE_LONG	🅒 QNT	🇺🇸 USDT	11.662315	0.046191	-11.662315	0.85360649	EUR-9.96

Datum	Trade Event	Coin/Token	Quote	Nominal	Fee	Realized PnL	Wechselkurs	Realized PnL (EUR)
01.09.2025	CLOSE_LONG	QNT	USDT	14.710888	0.058177	-14.710888	0.85360649	EUR-12.56
01.09.2025	CLOSE_LONG	QNT	USDT	14.749688	0.058153	-14.749688	0.85360649	EUR-12.59
01.09.2025	CLOSE_LONG	QNT	USDT	15.469181	0.061176	-15.469181	0.85360649	EUR-13.20
01.09.2025	CLOSE_LONG	QNT	USDT	20.818333	0.082142	-20.818333	0.85360649	EUR-17.77
01.09.2025	CLOSE_LONG	QNT	USDT	21.218209	0.083975	-21.218209	0.85360649	EUR-18.11
01.09.2025	CLOSE_LONG	QNT	USDT	22.475078	0.088747	-22.475078	0.85360649	EUR-19.18
01.09.2025	CLOSE_LONG	QNT	USDT	24.481441	0.096523	-24.481441	0.85360649	EUR-20.90
01.09.2025	CLOSE_LONG	QNT	USDT	36.014197	0.1421	-36.014197	0.85360649	EUR-30.74
01.09.2025	CLOSE_LONG	ACH	USDT	37.37719	0.091387	-37.37719	0.85360649	EUR-31.91
01.09.2025	CLOSE_LONG	EGLD	USDT	41.779832	0.105677	-41.779832	0.85360649	EUR-35.66
01.09.2025	CLOSE_LONG	ENA	USDT	44.647287	0.113098	-44.647287	0.85360649	EUR-38.11
01.09.2025	CLOSE_LONG	EGLD	USDT	53.204005	0.134573	-53.204005	0.85360649	EUR-45.42
01.09.2025	CLOSE_LONG	FET	USDT	54.519214	0.115909	-54.519214	0.85360649	EUR-46.54
01.09.2025	CLOSE_LONG	FET	USDT	54.552214	0.115889	-54.552214	0.85360649	EUR-46.57
01.09.2025	CLOSE_LONG	EGLD	USDT	69.850657	0.176678	-69.850657	0.85360649	EUR-59.62
01.09.2025	CLOSE_LONG	ONDO	USDT	73.929615	0.20892	-73.929615	0.85360649	EUR-63.11
01.09.2025	CLOSE_LONG	QNT	USDT	118.675254	0.468965	-118.675254	0.85360649	EUR-101.30
01.09.2025	CLOSE_LONG	QNT	USDT	118.831654	0.468872	-118.831654	0.85360649	EUR-101.44
01.09.2025	CLOSE_LONG	AKT	USDT	126.453611	0.257768	-126.453611	0.85360649	EUR-107.94
01.09.2025	CLOSE_LONG	ENA	USDT	130.440113	0.330422	-130.440113	0.85360649	EUR-111.34
01.09.2025	CLOSE_LONG	NEAR	USDT	171.355977	0.500346	-171.355977	0.85360649	EUR-146.27
01.09.2025	CLOSE_LONG	QNT	USDT	205.735335	0.811151	-205.735335	0.85360649	EUR-175.62
01.09.2025	CLOSE_LONG	EGLD	USDT	259.491926	0.656352	-259.491926	0.85360649	EUR-221.50
01.09.2025	CLOSE_LONG	ARB	USDT	343.017402	1.248263	-343.017402	0.85360649	EUR-292.80
01.09.2025	CLOSE_LONG	NEAR	USDT	396.349697	1.15731	-396.349697	0.85360649	EUR-338.33
01.09.2025	CLOSE_LONG	FET	USDT	531.140189	1.128341	-531.140189	0.85360649	EUR-453.38
27.08.2025	CLOSE_LONG	HBAR	USDT	4.584486	0.030052	-4.584486	0.86258949	EUR-3.95
27.08.2025	CLOSE_LONG	HBAR	USDT	26.804984	0.175711	-26.804984	0.86258949	EUR-23.12
27.08.2025	CLOSE_LONG	HBAR	USDT	26.914661	0.17643	-26.914661	0.86258949	EUR-23.22
27.08.2025	CLOSE_LONG	HBAR	USDT	29.437225	0.192966	-29.437225	0.86258949	EUR-25.39
27.08.2025	CLOSE_LONG	HBAR	USDT	131.612032	0.86274	-131.612032	0.86258949	EUR-113.53
25.08.2025	CLOSE_LONG	ACH	USDT	2.424913	0.010453	-2.424913	0.85492006	EUR-2.07
25.08.2025	CLOSE_LONG	OP	USDT	3.037213	0.036674	-3.037213	0.85492006	EUR-2.60
25.08.2025	CLOSE_LONG	ACH	USDT	8.294341	0.035683	-8.294341	0.85492006	EUR-7.09
25.08.2025	CLOSE_LONG	POL	USDT	26.727336	0.581861	-26.727336	0.85492006	EUR-22.85
25.08.2025	CLOSE_LONG	POL	USDT	30.792508	0.670361	-30.792508	0.85492006	EUR-26.33
25.08.2025	CLOSE_LONG	ACH	USDT	40.220222	0.172964	-40.220222	0.85492006	EUR-34.39
25.08.2025	CLOSE_LONG	OP	USDT	44.740204	0.54023	-44.740204	0.85492006	EUR-38.25
25.08.2025	CLOSE_LONG	OP	USDT	46.913569	0.590068	-46.913569	0.85492006	EUR-40.11
25.08.2025	CLOSE_LONG	ACH	USDT	77.383946	0.332654	-77.383946	0.85492006	EUR-66.16
25.08.2025	CLOSE_LONG	ACH	USDT	138.498194	0.597008	-138.498194	0.85492006	EUR-118.40
25.08.2025	CLOSE_LONG	OP	USDT	191.228055	2.412384	-191.228055	0.85492006	EUR-163.48
19.08.2025	CLOSE_LONG	LINK	USDT	97.205392	1.01199	97.205392	0.85601781	EUR 83.21
19.08.2025	CLOSE_LONG	POL	USDT	35.33436	0.3936	35.33436	0.85601781	EUR 30.25
19.08.2025	CLOSE_LONG	LINK	USDT	31.938914	0.332511	31.938914	0.85601781	EUR 27.34
19.08.2025	CLOSE_LONG	ARB	USDT	13.44549	0.191959	13.44549	0.85601781	EUR 11.51
19.08.2025	CLOSE_LONG	POL	USDT	1.293268	0.035123	-1.293268	0.85601781	EUR-1.11
19.08.2025	CLOSE_LONG	POL	USDT	4.904758	0.133206	-4.904758	0.85601781	EUR-4.20

Datum	Trade Event	Coin/Token	Quote	Nominal	Fee	Realized PnL	Wechselkurs	Realized PnL (EUR)
19.08.2025	CLOSE_LONG	TIA	USDT	12.05505	0.043879	-12.05505	0.85601781	EUR-10.32
19.08.2025	CLOSE_LONG	TIA	USDT	12.59685	0.045851	-12.59685	0.85601781	EUR-10.78
19.08.2025	CLOSE_LONG	TIA	USDT	12.9538	0.04713	-12.9538	0.85601781	EUR-11.09
19.08.2025	CLOSE_LONG	POL	USDT	14.51291	0.38678	-14.51291	0.85601781	EUR-12.42
19.08.2025	CLOSE_LONG	POL	USDT	15.660823	0.417373	-15.660823	0.85601781	EUR-13.41
14.08.2025	CLOSE_LONG	ARB	USDT	145.86026	1.138722	145.86026	0.85543199	EUR 124.77
14.08.2025	CLOSE_LONG	ARB	USDT	109.554711	0.503854	109.554711	0.85543199	EUR 93.72
14.08.2025	CLOSE_LONG	OP	USDT	87.901976	1.10414	87.901976	0.85543199	EUR 75.19
14.08.2025	CLOSE_LONG	OP	USDT	32.278025	0.399607	32.278025	0.85543199	EUR 27.61
14.08.2025	CLOSE_LONG	NEAR	USDT	26.44195	0.395111	26.44195	0.85543199	EUR 22.62
14.08.2025	CLOSE_LONG	LINK	USDT	20.291344	0.502632	20.291344	0.85543199	EUR 17.36
14.08.2025	CLOSE_LONG	ARB	USDT	17.458666	0.136623	17.458666	0.85543199	EUR 14.93
14.08.2025	CLOSE_LONG	OP	USDT	14.724578	0.184956	14.724578	0.85543199	EUR 12.60
14.08.2025	CLOSE_LONG	NEAR	USDT	13.043114	0.194898	13.043114	0.85543199	EUR 11.16
14.08.2025	CLOSE_LONG	HBAR	USDT	12.739053	0.340066	12.739053	0.85543199	EUR 10.90
14.08.2025	CLOSE_LONG	OP	USDT	7.399941	0.091613	7.399941	0.85543199	EUR 6.33
14.08.2025	CLOSE_LONG	POL	USDT	5.154237	0.294607	5.154237	0.85543199	EUR 4.41
14.08.2025	CLOSE_LONG	ARB	USDT	3.720705	0.017112	3.720705	0.85543199	EUR 3.18
14.08.2025	CLOSE_LONG	HBAR	USDT	3.548755	0.094887	3.548755	0.85543199	EUR 3.04
14.08.2025	CLOSE_LONG	ONDO	USDT	0.308505	0.079081	0.308505	0.85543199	EUR 0.26
14.08.2025	CLOSE_LONG	IO	USDT	0.047279	0.0008	-0.047279	0.85543199	EUR-0.04
14.08.2025	CLOSE_LONG	TIA	USDT	0.05894	0.002182	-0.05894	0.85543199	EUR-0.05
14.08.2025	CLOSE_LONG	TIA	USDT	0.428234	0.015499	-0.428234	0.85543199	EUR-0.37
14.08.2025	CLOSE_LONG	ACH	USDT	0.629869	0.003819	-0.629869	0.85543199	EUR-0.54
14.08.2025	CLOSE_LONG	TIA	USDT	0.810662	0.029626	-0.810662	0.85543199	EUR-0.69
14.08.2025	CLOSE_LONG	TIA	USDT	0.813242	0.029624	-0.813242	0.85543199	EUR-0.70
14.08.2025	CLOSE_LONG	TIA	USDT	0.818402	0.029621	-0.818402	0.85543199	EUR-0.70
14.08.2025	CLOSE_LONG	TIA	USDT	0.829515	0.030315	-0.829515	0.85543199	EUR-0.71
14.08.2025	CLOSE_LONG	TIA	USDT	0.837435	0.03031	-0.837435	0.85543199	EUR-0.72
14.08.2025	CLOSE_LONG	TIA	USDT	1.240312	0.045474	-1.240312	0.85543199	EUR-1.06
14.08.2025	CLOSE_LONG	IO	USDT	1.772978	0.030006	-1.772978	0.85543199	EUR-1.52
14.08.2025	CLOSE_LONG	IO	USDT	2.363971	0.040008	-2.363971	0.85543199	EUR-2.02
14.08.2025	CLOSE_LONG	AKT	USDT	2.586109	0.086298	-2.586109	0.85543199	EUR-2.21
14.08.2025	CLOSE_LONG	IO	USDT	2.966003	0.050418	-2.966003	0.85543199	EUR-2.54
14.08.2025	CLOSE_LONG	IO	USDT	2.978603	0.05041	-2.978603	0.85543199	EUR-2.55
14.08.2025	CLOSE_LONG	IO	USDT	3.109909	0.013876	-3.109909	0.85543199	EUR-2.66
14.08.2025	CLOSE_LONG	FET	USDT	4.599275	0.073246	-4.599275	0.85543199	EUR-3.93
14.08.2025	CLOSE_LONG	IO	USDT	5.231341	0.023374	-5.231341	0.85543199	EUR-4.48
14.08.2025	CLOSE_LONG	ACH	USDT	6.618446	0.039861	-6.618446	0.85543199	EUR-5.66
14.08.2025	CLOSE_LONG	IO	USDT	8.980368	0.040181	-8.980368	0.85543199	EUR-7.68
14.08.2025	CLOSE_LONG	IO	USDT	10.135724	0.045287	-10.135724	0.85543199	EUR-8.67
14.08.2025	CLOSE_LONG	ACH	USDT	10.735744	0.064692	-10.735744	0.85543199	EUR-9.18
14.08.2025	CLOSE_LONG	EGLD	USDT	13.192825	0.079928	-13.192825	0.85543199	EUR-11.29
14.08.2025	CLOSE_LONG	NEAR	USDT	27.356558	0.40875	-27.356558	0.85543199	EUR-23.40
14.08.2025	CLOSE_LONG	EGLD	USDT	28.073104	0.17008	-28.073104	0.85543199	EUR-24.01
14.08.2025	CLOSE_LONG	FET	USDT	59.906475	0.42192	-59.906475	0.85543199	EUR-51.25
13.08.2025	CLOSE_LONG	ARB	USDT	142.92313	0.520783	142.92313	0.85389804	EUR 122.04
13.08.2025	CLOSE_LONG	ICP	USDT	8.572169	0.170217	8.572169	0.85389804	EUR 7.32

Datum	Trade Event	Coin/Token	Quote	Nominal	Fee	Realized PnL	Wechselkurs	Realized PnL (EUR)
13.08.2025	CLOSE_LONG	ICP	USDT	3.786027	0.075179	3.786027	0.85389804	EUR 3.23
13.08.2025	CLOSE_LONG	QNT	USDT	0.032928	0.006197	-0.032928	0.85389804	EUR-0.03
13.08.2025	CLOSE_LONG	QNT	USDT	0.073314	0.01308	-0.073314	0.85389804	EUR-0.06
13.08.2025	CLOSE_LONG	QNT	USDT	0.151725	0.037901	-0.151725	0.85389804	EUR-0.13
13.08.2025	CLOSE_LONG	QNT	USDT	0.162725	0.037894	-0.162725	0.85389804	EUR-0.14
13.08.2025	CLOSE_LONG	QNT	USDT	0.180042	0.039265	-0.180042	0.85389804	EUR-0.15
13.08.2025	CLOSE_LONG	QNT	USDT	0.191442	0.039258	-0.191442	0.85389804	EUR-0.16
13.08.2025	CLOSE_LONG	QNT	USDT	0.195725	0.037874	-0.195725	0.85389804	EUR-0.17
13.08.2025	CLOSE_LONG	QNT	USDT	0.211629	0.046154	-0.211629	0.85389804	EUR-0.18
13.08.2025	CLOSE_LONG	QNT	USDT	0.216084	0.038553	-0.216084	0.85389804	EUR-0.18
13.08.2025	CLOSE_LONG	KSM	USDT	0.232	0.02777	-0.232	0.85389804	EUR-0.20
13.08.2025	CLOSE_LONG	QNT	USDT	0.237811	0.044756	-0.237811	0.85389804	EUR-0.20
13.08.2025	CLOSE_LONG	QNT	USDT	0.275153	0.064075	-0.275153	0.85389804	EUR-0.23
13.08.2025	CLOSE_LONG	QNT	USDT	0.31106	0.080632	-0.31106	0.85389804	EUR-0.27
13.08.2025	CLOSE_LONG	QNT	USDT	0.313615	0.073032	-0.313615	0.85389804	EUR-0.27
13.08.2025	CLOSE_LONG	QNT	USDT	0.32276	0.080625	-0.32276	0.85389804	EUR-0.28
13.08.2025	CLOSE_LONG	QNT	USDT	0.34616	0.080611	-0.34616	0.85389804	EUR-0.30
13.08.2025	CLOSE_LONG	QNT	USDT	0.501233	0.094333	-0.501233	0.85389804	EUR-0.43
13.08.2025	CLOSE_LONG	QNT	USDT	0.636675	0.113593	-0.636675	0.85389804	EUR-0.54
13.08.2025	CLOSE_LONG	QNT	USDT	0.638045	0.13915	-0.638045	0.85389804	EUR-0.54
13.08.2025	CLOSE_LONG	QNT	USDT	0.705314	0.144635	-0.705314	0.85389804	EUR-0.60
13.08.2025	CLOSE_LONG	QNT	USDT	0.850301	0.19152	-0.850301	0.85389804	EUR-0.73
13.08.2025	CLOSE_LONG	QNT	USDT	2.284304	0.482849	-2.284304	0.85389804	EUR-1.95
13.08.2025	CLOSE_LONG	QNT	USDT	2.424504	0.482765	-2.424504	0.85389804	EUR-2.07
13.08.2025	CLOSE_LONG	QNT	USDT	2.634804	0.482639	-2.634804	0.85389804	EUR-2.25
13.08.2025	CLOSE_LONG	QNT	USDT	2.748014	0.599308	-2.748014	0.85389804	EUR-2.35
12.08.2025	CLOSE_LONG	HBAR	USDT	1.62272	0.288693	1.62272	0.8616233	EUR 1.40
12.08.2025	CLOSE_LONG	HBAR	USDT	0.32472	0.05777	0.32472	0.8616233	EUR 0.28
12.08.2025	CLOSE_LONG	OP	USDT	1.826063	0.090135	-1.826063	0.8616233	EUR-1.57
12.08.2025	CLOSE_LONG	OP	USDT	2.545063	0.125624	-2.545063	0.8616233	EUR-2.19
12.08.2025	CLOSE_LONG	OP	USDT	2.755414	0.136007	-2.755414	0.8616233	EUR-2.37
12.08.2025	CLOSE_LONG	OP	USDT	4.703879	0.232184	-4.703879	0.8616233	EUR-4.05
12.08.2025	CLOSE_LONG	OP	USDT	5.800061	0.286291	-5.800061	0.8616233	EUR-5.00
12.08.2025	CLOSE_LONG	OP	USDT	18.13369	0.89508	-18.13369	0.8616233	EUR-15.62
12.08.2025	CLOSE_LONG	POL	USDT	21.401655	0.280197	-21.401655	0.8616233	EUR-18.44
12.08.2025	CLOSE_LONG	POL	USDT	26.134919	0.342166	-26.134919	0.8616233	EUR-22.52
12.08.2025	CLOSE_LONG	OP	USDT	29.123983	1.421689	-29.123983	0.8616233	EUR-25.09
11.08.2025	CLOSE_LONG	OP	USDT	3.393874	0.585882	3.393874	0.8604371	EUR 2.92
11.08.2025	CLOSE_LONG	OP	USDT	2.721676	0.452711	2.721676	0.8604371	EUR 2.34
11.08.2025	CLOSE_LONG	OP	USDT	1.706285	0.294555	1.706285	0.8604371	EUR 1.47
11.08.2025	CLOSE_LONG	OP	USDT	0.458623	0.076285	0.458623	0.8604371	EUR 0.39
11.08.2025	CLOSE_LONG	OP	USDT	0.441843	0.076275	0.441843	0.8604371	EUR 0.38
11.08.2025	CLOSE_LONG	ATH	USDT	3.4848	0.030266	-3.4848	0.8604371	EUR-3.00
11.08.2025	CLOSE_LONG	ATH	USDT	4.2282	0.036561	-4.2282	0.8604371	EUR-3.64
11.08.2025	CLOSE_LONG	ATH	USDT	4.2768	0.036981	-4.2768	0.8604371	EUR-3.68
11.08.2025	CLOSE_LONG	ATH	USDT	4.2944	0.036971	-4.2944	0.8604371	EUR-3.70
11.08.2025	CLOSE_LONG	ATH	USDT	7.29	0.063036	-7.29	0.8604371	EUR-6.27
11.08.2025	CLOSE_LONG	ATH	USDT	29.7192	0.255853	-29.7192	0.8604371	EUR-25.57

Datum	Trade Event	Coin/Token	Quote	Nominal	Fee	Realized PnL	Wechselkurs	Realized PnL (EUR)
10.08.2025	CLOSE_LONG	OP	USDT	31.266821	0.875727	31.266821	0.85851648	EUR 26.84
10.08.2025	CLOSE_LONG	LINK	USDT	27.966466	1.105935	27.966466	0.85851648	EUR 24.01
10.08.2025	CLOSE_LONG	ARB	USDT	26.637006	0.588621	26.637006	0.85851648	EUR 22.87
10.08.2025	CLOSE_LONG	OP	USDT	20.29911	0.568541	20.29911	0.85851648	EUR 17.43
10.08.2025	CLOSE_LONG	ARB	USDT	19.165841	0.426886	19.165841	0.85851648	EUR 16.45
10.08.2025	CLOSE_LONG	DYDX	USDT	16.287755	0.393536	16.287755	0.85851648	EUR 13.98
10.08.2025	CLOSE_LONG	OP	USDT	14.599453	0.411362	14.599453	0.85851648	EUR 12.53
10.08.2025	CLOSE_LONG	ARB	USDT	13.521094	0.301159	13.521094	0.85851648	EUR 11.61
10.08.2025	CLOSE_LONG	OP	USDT	9.284197	0.261597	9.284197	0.85851648	EUR 7.97
10.08.2025	CLOSE_LONG	OP	USDT	8.514177	0.2399	8.514177	0.85851648	EUR 7.31
10.08.2025	CLOSE_LONG	OP	USDT	3.298831	0.092394	3.298831	0.85851648	EUR 2.83
10.08.2025	CLOSE_LONG	DYDX	USDT	3.164822	0.076005	3.164822	0.85851648	EUR 2.72
10.08.2025	CLOSE_LONG	DYDX	USDT	2.002234	0.048085	2.002234	0.85851648	EUR 1.72
10.08.2025	CLOSE_LONG	DYDX	USDT	1.965893	0.046929	1.965893	0.85851648	EUR 1.69
10.08.2025	CLOSE_LONG	DYDX	USDT	1.556564	0.037609	1.556564	0.85851648	EUR 1.34
10.08.2025	CLOSE_LONG	DYDX	USDT	1.550117	0.037227	1.550117	0.85851648	EUR 1.33
10.08.2025	CLOSE_LONG	DYDX	USDT	1.348505	0.032191	1.348505	0.85851648	EUR 1.16
10.08.2025	CLOSE_LONG	DYDX	USDT	0.387529	0.009307	0.387529	0.85851648	EUR 0.33
10.08.2025	CLOSE_LONG	DYDX	USDT	0.369082	0.008918	0.369082	0.85851648	EUR 0.32
10.08.2025	CLOSE_LONG	POL	USDT	4.769101	0.236095	-4.769101	0.85851648	EUR-4.09
10.08.2025	CLOSE_LONG	ICP	USDT	6.02661	0.183054	-6.02661	0.85851648	EUR-5.17
10.08.2025	CLOSE_LONG	NEAR	USDT	6.199842	0.19786	-6.199842	0.85851648	EUR-5.32
10.08.2025	CLOSE_LONG	NEAR	USDT	6.301479	0.201103	-6.301479	0.85851648	EUR-5.41
10.08.2025	CLOSE_LONG	POL	USDT	11.04597	0.566369	-11.04597	0.85851648	EUR-9.48
10.08.2025	CLOSE_LONG	ICP	USDT	19.075	0.57939	-19.075	0.85851648	EUR-16.38
10.08.2025	CLOSE_LONG	NEAR	USDT	37.605599	1.200132	-37.605599	0.85851648	EUR-32.29
09.08.2025	CLOSE_LONG	XAI	USDT	12.060951	0.143066	12.060951	0.85851648	EUR 10.35
09.08.2025	CLOSE_LONG	HBAR	USDT	9.636406	0.32232	9.636406	0.85851648	EUR 8.27
09.08.2025	CLOSE_LONG	NEAR	USDT	8.98906	0.26976	8.98906	0.85851648	EUR 7.72
09.08.2025	CLOSE_LONG	ALGO	USDT	8.2068	0.379998	8.2068	0.85851648	EUR 7.05
09.08.2025	CLOSE_LONG	XAI	USDT	4.825512	0.05724	4.825512	0.85851648	EUR 4.14
09.08.2025	CLOSE_LONG	HBAR	USDT	4.356232	0.146006	4.356232	0.85851648	EUR 3.74
09.08.2025	CLOSE_LONG	ALGO	USDT	4.08485	0.18914	4.08485	0.85851648	EUR 3.51
09.08.2025	CLOSE_LONG	ALGO	USDT	3.82025	0.176888	3.82025	0.85851648	EUR 3.28
09.08.2025	CLOSE_LONG	HBAR	USDT	1.773099	0.059307	1.773099	0.85851648	EUR 1.52
09.08.2025	CLOSE_LONG	XAI	USDT	0.512977	0.006105	0.512977	0.85851648	EUR 0.44
09.08.2025	CLOSE_LONG	VET	USDT	0.101177	0.01176	-0.101177	0.85851648	EUR-0.09
09.08.2025	CLOSE_LONG	VET	USDT	0.110145	0.012902	-0.110145	0.85851648	EUR-0.09
09.08.2025	CLOSE_LONG	APT	USDT	0.511448	0.109793	-0.511448	0.85851648	EUR-0.44
09.08.2025	CLOSE_LONG	VET	USDT	1.529168	0.17774	-1.529168	0.85851648	EUR-1.31
09.08.2025	CLOSE_LONG	VET	USDT	5.296919	0.615679	-5.296919	0.85851648	EUR-4.55
02.08.2025	CLOSE_LONG	XDC	USDT	1.735973	0.033761	1.735973	0.8768853	EUR 1.52
02.08.2025	CLOSE_LONG	XDC	USDT	1.141315	0.022498	1.141315	0.8768853	EUR 1.00
02.08.2025	CLOSE_LONG	QNT	USDT	7.186009	0.029991	-7.186009	0.8768853	EUR-6.30
02.08.2025	CLOSE_LONG	QNT	USDT	7.338903	0.030629	-7.338903	0.8768853	EUR-6.44
02.08.2025	CLOSE_LONG	QNT	USDT	7.387872	0.034249	-7.387872	0.8768853	EUR-6.48
02.08.2025	CLOSE_LONG	QNT	USDT	7.398472	0.034242	-7.398472	0.8768853	EUR-6.49
02.08.2025	CLOSE_LONG	VET	USDT	7.901822	0.026096	-7.901822	0.8768853	EUR-6.93

Datum	Trade Event	Coin/Token	Quote	Nominal	Fee	Realized PnL	Wechselkurs	Realized PnL (EUR)
02.08.2025	CLOSE_LONG	AKT	USDT	8.211592	0.013142	-8.211592	0.8768853	EUR-7.20
02.08.2025	CLOSE_LONG	AKT	USDT	8.866581	0.014052	-8.866581	0.8768853	EUR-7.77
02.08.2025	CLOSE_LONG	KSM	USDT	10.26	0.030415	-10.26	0.8768853	EUR-9.00
02.08.2025	CLOSE_LONG	KSM	USDT	11.88	0.035218	-11.88	0.8768853	EUR-10.42
02.08.2025	CLOSE_LONG	KSM	USDT	11.924	0.035191	-11.924	0.8768853	EUR-10.46
02.08.2025	CLOSE_LONG	QNT	USDT	12.392498	0.051681	-12.392498	0.8768853	EUR-10.87
02.08.2025	CLOSE_LONG	VET	USDT	13.455438	0.04445	-13.455438	0.8768853	EUR-11.80
02.08.2025	CLOSE_LONG	QNT	USDT	13.96938	0.064602	-13.96938	0.8768853	EUR-12.25
02.08.2025	CLOSE_LONG	VET	USDT	14.354897	0.041401	-14.354897	0.8768853	EUR-12.59
02.08.2025	CLOSE_LONG	ACH	USDT	14.499799	0.032294	-14.499799	0.8768853	EUR-12.71
02.08.2025	CLOSE_LONG	EGLD	USDT	14.879426	0.027703	-14.879426	0.8768853	EUR-13.05
02.08.2025	CLOSE_LONG	ACH	USDT	15.943722	0.035484	-15.943722	0.8768853	EUR-13.98
02.08.2025	CLOSE_LONG	AKT	USDT	21.798814	0.034886	-21.798814	0.8768853	EUR-19.12
02.08.2025	CLOSE_LONG	QNT	USDT	23.172571	0.107249	-23.172571	0.8768853	EUR-20.32
02.08.2025	CLOSE_LONG	ACH	USDT	23.656229	0.052649	-23.656229	0.8768853	EUR-20.74
02.08.2025	CLOSE_LONG	AKT	USDT	24.084515	0.038544	-24.084515	0.8768853	EUR-21.12
02.08.2025	CLOSE_LONG	AKT	USDT	24.255215	0.038442	-24.255215	0.8768853	EUR-21.27
02.08.2025	CLOSE_LONG	KSM	USDT	25.474	0.075181	-25.474	0.8768853	EUR-22.34
02.08.2025	CLOSE_LONG	VET	USDT	25.818751	0.074463	-25.818751	0.8768853	EUR-22.64
02.08.2025	CLOSE_LONG	ACH	USDT	32.478544	0.072302	-32.478544	0.8768853	EUR-28.48
02.08.2025	CLOSE_LONG	FET	USDT	35.768095	0.071159	-35.768095	0.8768853	EUR-31.36
02.08.2025	CLOSE_LONG	QNT	USDT	36.259531	0.151215	-36.259531	0.8768853	EUR-31.80
02.08.2025	CLOSE_LONG	QNT	USDT	37.458982	0.156335	-37.458982	0.8768853	EUR-32.85
02.08.2025	CLOSE_LONG	VET	USDT	37.773054	0.124676	-37.773054	0.8768853	EUR-33.12
02.08.2025	CLOSE_LONG	QNT	USDT	40.231815	0.186054	-40.231815	0.8768853	EUR-35.28
02.08.2025	CLOSE_LONG	OP	USDT	41.663757	0.164232	-41.663757	0.8768853	EUR-36.53
02.08.2025	CLOSE_LONG	NEAR	USDT	50.555331	0.161974	-50.555331	0.8768853	EUR-44.33
02.08.2025	CLOSE_LONG	EGLD	USDT	58.642442	0.109183	-58.642442	0.8768853	EUR-51.42
02.08.2025	CLOSE_LONG	ACH	USDT	59.644765	0.151951	-59.644765	0.8768853	EUR-52.30
02.08.2025	CLOSE_LONG	QNT	USDT	63.281292	0.292647	-63.281292	0.8768853	EUR-55.49
02.08.2025	CLOSE_LONG	POL	USDT	73.839241	0.167529	-73.839241	0.8768853	EUR-64.75
02.08.2025	CLOSE_LONG	FET	USDT	98.866683	0.196692	-98.866683	0.8768853	EUR-86.69
02.08.2025	CLOSE_LONG	NEAR	USDT	105.584584	0.338282	-105.584584	0.8768853	EUR-92.59
02.08.2025	CLOSE_LONG	NEAR	USDT	114.089446	0.319565	-114.089446	0.8768853	EUR-100.04
02.08.2025	CLOSE_LONG	ARB	USDT	137.093529	0.316997	-137.093529	0.8768853	EUR-120.22
02.08.2025	CLOSE_LONG	FET	USDT	152.479081	0.34264	-152.479081	0.8768853	EUR-133.71
02.08.2025	CLOSE_LONG	ARB	USDT	156.389659	0.373997	-156.389659	0.8768853	EUR-137.14
02.08.2025	CLOSE_LONG	ARB	USDT	177.702287	0.480516	-177.702287	0.8768853	EUR-155.82
01.08.2025	CLOSE_LONG	HBAR	USDT	0.062083	0.001342	-0.062083	0.8768853	EUR-0.05
01.08.2025	CLOSE_LONG	HBAR	USDT	0.096574	0.002087	-0.096574	0.8768853	EUR-0.08
01.08.2025	CLOSE_LONG	HBAR	USDT	1.715142	0.037124	-1.715142	0.8768853	EUR-1.50
01.08.2025	CLOSE_LONG	QNT	USDT	2.098039	0.017717	-2.098039	0.8768853	EUR-1.84
01.08.2025	CLOSE_LONG	HBAR	USDT	2.217507	0.047855	-2.217507	0.8768853	EUR-1.94
01.08.2025	CLOSE_LONG	QNT	USDT	3.537327	0.02999	-3.537327	0.8768853	EUR-3.10
01.08.2025	CLOSE_LONG	QNT	USDT	3.626721	0.030667	-3.626721	0.8768853	EUR-3.18
01.08.2025	CLOSE_LONG	QNT	USDT	3.863703	0.032714	-3.863703	0.8768853	EUR-3.39
01.08.2025	CLOSE_LONG	EGLD	USDT	5.934452	0.0126	-5.934452	0.8768853	EUR-5.20
01.08.2025	CLOSE_LONG	QNT	USDT	7.253442	0.061333	-7.253442	0.8768853	EUR-6.36

Datum	Trade Event	Coin/Token	Quote	Nominal	Fee	Realized PnL	Wechselkurs	Realized PnL (EUR)
01.08.2025	CLOSE_LONG	QNT	USDT	8.02938	0.068166	-8.02938	0.8768853	EUR-7.04
01.08.2025	CLOSE_LONG	QNT	USDT	8.03938	0.06816	-8.03938	0.8768853	EUR-7.05
01.08.2025	CLOSE_LONG	QNT	USDT	8.04938	0.068154	-8.04938	0.8768853	EUR-7.06
01.08.2025	CLOSE_LONG	QNT	USDT	8.05938	0.068148	-8.05938	0.8768853	EUR-7.07
01.08.2025	CLOSE_LONG	QNT	USDT	9.659256	0.081785	-9.659256	0.8768853	EUR-8.47
01.08.2025	CLOSE_LONG	QNT	USDT	9.913038	0.083822	-9.913038	0.8768853	EUR-8.69
01.08.2025	CLOSE_LONG	IO	USDT	11.2424	0.033507	-11.2424	0.8768853	EUR-9.86
01.08.2025	CLOSE_LONG	IO	USDT	16.2792	0.04847	-16.2792	0.8768853	EUR-14.27
01.08.2025	CLOSE_LONG	HBAR	USDT	18.231735	0.39404	-18.231735	0.8768853	EUR-15.99
01.08.2025	CLOSE_LONG	EGLD	USDT	32.046043	0.06804	-32.046043	0.8768853	EUR-28.10
01.08.2025	CLOSE_LONG	QNT	USDT	34.574741	0.292355	-34.574741	0.8768853	EUR-30.32
01.08.2025	CLOSE_LONG	EGLD	USDT	66.861498	0.14196	-66.861498	0.8768853	EUR-58.63
01.08.2025	CLOSE_LONG	EGLD	USDT	124.029803	0.27573	-124.029803	0.8768853	EUR-108.76
31.07.2025	CLOSE_LONG	HBAR	USDT	33.707358	0.446655	33.707358	0.87366766	EUR 29.45
31.07.2025	CLOSE_LONG	HBAR	USDT	6.524127	0.086044	6.524127	0.87366766	EUR 5.70
31.07.2025	CLOSE_LONG	QNT	USDT	0.101969	0.003588	-0.101969	0.87366766	EUR-0.09
31.07.2025	CLOSE_LONG	QNT	USDT	0.215938	0.007169	-0.215938	0.87366766	EUR-0.19
31.07.2025	CLOSE_LONG	QNT	USDT	0.950127	0.031543	-0.950127	0.87366766	EUR-0.83
31.07.2025	CLOSE_LONG	QNT	USDT	1.096878	0.037293	-1.096878	0.87366766	EUR-0.96
31.07.2025	CLOSE_LONG	QNT	USDT	1.101284	0.036561	-1.101284	0.87366766	EUR-0.96
31.07.2025	CLOSE_LONG	QNT	USDT	1.112478	0.037284	-1.112478	0.87366766	EUR-0.97
31.07.2025	CLOSE_LONG	QNT	USDT	1.133278	0.037272	-1.133278	0.87366766	EUR-0.99
31.07.2025	CLOSE_LONG	QNT	USDT	1.165672	0.037982	-1.165672	0.87366766	EUR-1.02
31.07.2025	CLOSE_LONG	DYDX	USDT	1.1712	0.008346	-1.1712	0.87366766	EUR-1.02
31.07.2025	CLOSE_LONG	DYDX	USDT	1.4152	0.010085	-1.4152	0.87366766	EUR-1.24
31.07.2025	CLOSE_LONG	QNT	USDT	2.086793	0.070272	-2.086793	0.87366766	EUR-1.82
31.07.2025	CLOSE_LONG	OP	USDT	2.142355	0.04911	-2.142355	0.87366766	EUR-1.87
31.07.2025	CLOSE_LONG	OP	USDT	2.154105	0.049103	-2.154105	0.87366766	EUR-1.88
31.07.2025	CLOSE_LONG	LINK	USDT	2.182631	0.137264	-2.182631	0.87366766	EUR-1.91
31.07.2025	CLOSE_LONG	LINK	USDT	2.85421	0.1795	-2.85421	0.87366766	EUR-2.49
31.07.2025	CLOSE_LONG	QNT	USDT	2.993745	0.098921	-2.993745	0.87366766	EUR-2.62
31.07.2025	CLOSE_LONG	QNT	USDT	3.021345	0.098905	-3.021345	0.87366766	EUR-2.64
31.07.2025	CLOSE_LONG	QNT	USDT	3.145601	0.103939	-3.145601	0.87366766	EUR-2.75
31.07.2025	CLOSE_LONG	OP	USDT	4.45854	0.101633	-4.45854	0.87366766	EUR-3.90
31.07.2025	CLOSE_LONG	DYDX	USDT	5.0648	0.036173	-5.0648	0.87366766	EUR-4.42
31.07.2025	CLOSE_LONG	QNT	USDT	5.294544	0.180012	-5.294544	0.87366766	EUR-4.63
31.07.2025	CLOSE_LONG	QNT	USDT	5.520444	0.179877	-5.520444	0.87366766	EUR-4.82
31.07.2025	CLOSE_LONG	ACH	USDT	5.871217	0.028929	-5.871217	0.87366766	EUR-5.13
31.07.2025	CLOSE_LONG	QNT	USDT	6.995773	0.234459	-6.995773	0.87366766	EUR-6.11
31.07.2025	CLOSE_LONG	ACH	USDT	7.672402	0.037694	-7.672402	0.87366766	EUR-6.70
31.07.2025	CLOSE_LONG	ACH	USDT	7.680973	0.037688	-7.680973	0.87366766	EUR-6.71
31.07.2025	CLOSE_LONG	ACH	USDT	7.689544	0.037683	-7.689544	0.87366766	EUR-6.72
31.07.2025	CLOSE_LONG	ACH	USDT	7.854394	0.038443	-7.854394	0.87366766	EUR-6.86
31.07.2025	CLOSE_LONG	ACH	USDT	7.863139	0.038438	-7.863139	0.87366766	EUR-6.87
31.07.2025	CLOSE_LONG	ACH	USDT	8.380829	0.041088	-8.380829	0.87366766	EUR-7.32
31.07.2025	CLOSE_LONG	LINK	USDT	8.394735	0.52794	-8.394735	0.87366766	EUR-7.33
31.07.2025	CLOSE_LONG	QNT	USDT	8.788677	0.29177	-8.788677	0.87366766	EUR-7.68
31.07.2025	CLOSE_LONG	QNT	USDT	8.870077	0.291721	-8.870077	0.87366766	EUR-7.75

Datum	Trade Event	Coin/Token	Quote	Nominal	Fee	Realized PnL	Wechselkurs	Realized PnL (EUR)
31.07.2025	CLOSE_LONG	QNT	USDT	8.951477	0.291672	-8.951477	0.87366766	EUR-7.82
31.07.2025	CLOSE_LONG	OP	USDT	9.166406	0.20895	-9.166406	0.87366766	EUR-8.01
31.07.2025	CLOSE_LONG	QNT	USDT	9.323585	0.302397	-9.323585	0.87366766	EUR-8.15
31.07.2025	CLOSE_LONG	OP	USDT	9.452398	0.215469	-9.452398	0.87366766	EUR-8.26
31.07.2025	CLOSE_LONG	DYDX	USDT	9.5452	0.068173	-9.5452	0.87366766	EUR-8.34
31.07.2025	CLOSE_LONG	LINK	USDT	11.48484	0.717958	-11.48484	0.87366766	EUR-10.03
31.07.2025	CLOSE_LONG	QNT	USDT	12.129166	0.397052	-12.129166	0.87366766	EUR-10.60
31.07.2025	CLOSE_LONG	AKT	USDT	15.118075	0.036752	-15.118075	0.87366766	EUR-13.21
31.07.2025	CLOSE_LONG	QNT	USDT	17.718019	0.599512	-17.718019	0.87366766	EUR-15.48
31.07.2025	CLOSE_LONG	ACH	USDT	26.968558	0.131777	-26.968558	0.87366766	EUR-23.56
31.07.2025	CLOSE_LONG	NEAR	USDT	29.887961	0.211815	-29.887961	0.87366766	EUR-26.11
31.07.2025	CLOSE_LONG	AKT	USDT	43.787108	0.106448	-43.787108	0.87366766	EUR-38.26
31.07.2025	CLOSE_LONG	NEAR	USDT	103.390207	0.732723	-103.390207	0.87366766	EUR-90.33
31.07.2025	CLOSE_LONG	POL	USDT	104.419847	0.43337	-104.419847	0.87366766	EUR-91.23
30.07.2025	CLOSE_LONG	HBAR	USDT	36.60336	0.280231	36.60336	0.86752841	EUR 31.75
30.07.2025	CLOSE_LONG	XDC	USDT	8.372959	0.054103	8.372959	0.86752841	EUR 7.26
30.07.2025	CLOSE_LONG	HBAR	USDT	7.36134	0.056332	7.36134	0.86752841	EUR 6.39
30.07.2025	CLOSE_LONG	XDC	USDT	5.587973	0.036072	5.587973	0.86752841	EUR 4.85
30.07.2025	CLOSE_LONG	XDC	USDT	5.575973	0.036065	5.575973	0.86752841	EUR 4.84
30.07.2025	CLOSE_LONG	XDC	USDT	4.646644	0.030054	4.646644	0.86752841	EUR 4.03
30.07.2025	CLOSE_LONG	XDC	USDT	2.784986	0.018031	2.784986	0.86752841	EUR 2.42
30.07.2025	CLOSE_LONG	QNT	USDT	0.996977	0.025676	-0.996977	0.86752841	EUR-0.86
30.07.2025	CLOSE_LONG	LINK	USDT	1.096035	0.04278	-1.096035	0.86752841	EUR-0.95
30.07.2025	CLOSE_LONG	QNT	USDT	1.36469	0.035673	-1.36469	0.86752841	EUR-1.18
30.07.2025	CLOSE_LONG	QNT	USDT	1.37969	0.035664	-1.37969	0.86752841	EUR-1.20
30.07.2025	CLOSE_LONG	QNT	USDT	1.986754	0.051356	-1.986754	0.86752841	EUR-1.72
30.07.2025	CLOSE_LONG	QNT	USDT	2.097129	0.054209	-2.097129	0.86752841	EUR-1.82
30.07.2025	CLOSE_LONG	LINK	USDT	2.192069	0.08556	-2.192069	0.86752841	EUR-1.90
30.07.2025	CLOSE_LONG	QNT	USDT	3.451619	0.089888	-3.451619	0.86752841	EUR-2.99
30.07.2025	CLOSE_LONG	QNT	USDT	7.340845	0.190462	-7.340845	0.86752841	EUR-6.37
30.07.2025	CLOSE_LONG	LINK	USDT	12.604399	0.49197	-12.604399	0.86752841	EUR-10.93
30.07.2025	CLOSE_LONG	LINK	USDT	14.522459	0.566835	-14.522459	0.86752841	EUR-12.60
30.07.2025	CLOSE_LONG	OP	USDT	21.159899	0.450218	-21.159899	0.86752841	EUR-18.36
30.07.2025	CLOSE_LONG	QNT	USDT	23.206388	0.599868	-23.206388	0.86752841	EUR-20.13
29.07.2025	CLOSE_LONG	XDC	USDT	17.687139	0.2451	17.687139	0.86707708	EUR 15.34
29.07.2025	CLOSE_LONG	XDC	USDT	4.123288	0.057006	4.123288	0.86707708	EUR 3.58
29.07.2025	CLOSE_LONG	XDC	USDT	3.728959	0.051316	3.728959	0.86707708	EUR 3.23
29.07.2025	CLOSE_LONG	XDC	USDT	2.545973	0.034247	2.545973	0.86707708	EUR 2.21
29.07.2025	CLOSE_LONG	XDC	USDT	2.515973	0.034229	2.515973	0.86707708	EUR 2.18
29.07.2025	CLOSE_LONG	XDC	USDT	2.467973	0.0342	2.467973	0.86707708	EUR 2.14
29.07.2025	CLOSE_LONG	XDC	USDT	2.101644	0.028527	2.101644	0.86707708	EUR 1.82
29.07.2025	CLOSE_LONG	XDC	USDT	2.096644	0.028524	2.096644	0.86707708	EUR 1.82
29.07.2025	CLOSE_LONG	XDC	USDT	2.076644	0.028512	2.076644	0.86707708	EUR 1.80
29.07.2025	CLOSE_LONG	XDC	USDT	2.066644	0.028506	2.066644	0.86707708	EUR 1.79
29.07.2025	CLOSE_LONG	XDC	USDT	2.061644	0.028503	2.061644	0.86707708	EUR 1.79
29.07.2025	CLOSE_LONG	XDC	USDT	1.693315	0.022829	1.693315	0.86707708	EUR 1.47
29.07.2025	CLOSE_LONG	XDC	USDT	1.641315	0.022798	1.641315	0.86707708	EUR 1.42
28.07.2025	CLOSE_LONG	OP	USDT	117.270646	1.24182	117.270646	0.85807448	EUR 100.63

Datum	Trade Event	Coin/Token	Quote	Nominal	Fee	Realized PnL	Wechselkurs	Realized PnL (EUR)
28.07.2025	CLOSE_LONG	HBAR	USDT	57.66831	0.347404	57.66831	0.85807448	EUR 49.48
28.07.2025	CLOSE_LONG	HBAR	USDT	45.7767	0.276138	45.7767	0.85807448	EUR 39.28
28.07.2025	CLOSE_LONG	HBAR	USDT	42.47308	0.256123	42.47308	0.85807448	EUR 36.45
28.07.2025	CLOSE_LONG	OP	USDT	41.907412	0.426751	41.907412	0.85807448	EUR 35.96
28.07.2025	CLOSE_LONG	OP	USDT	34.963343	0.356038	34.963343	0.85807448	EUR 30.00
28.07.2025	CLOSE_LONG	PRCL	USDT	28.949417	0.3069	28.949417	0.85807448	EUR 24.84
28.07.2025	CLOSE_LONG	HBAR	USDT	24.65517	0.148727	24.65517	0.85807448	EUR 21.16
28.07.2025	CLOSE_LONG	OP	USDT	19.481623	0.205865	19.481623	0.85807448	EUR 16.72
28.07.2025	CLOSE_LONG	OP	USDT	19.135911	0.194865	19.135911	0.85807448	EUR 16.42
28.07.2025	CLOSE_LONG	PRCL	USDT	16.836365	0.181446	16.836365	0.85807448	EUR 14.45
28.07.2025	CLOSE_LONG	OP	USDT	16.439866	0.173722	16.439866	0.85807448	EUR 14.11
28.07.2025	CLOSE_LONG	HBAR	USDT	12.14946	0.073166	12.14946	0.85807448	EUR 10.43
28.07.2025	CLOSE_LONG	HBAR	USDT	12.1404	0.07316	12.1404	0.85807448	EUR 10.42
28.07.2025	CLOSE_LONG	OP	USDT	10.513607	0.111099	10.513607	0.85807448	EUR 9.02
28.07.2025	CLOSE_LONG	OP	USDT	10.413996	0.110277	10.413996	0.85807448	EUR 8.94
28.07.2025	CLOSE_LONG	LINK	USDT	9.077229	0.971933	9.077229	0.85807448	EUR 7.79
28.07.2025	CLOSE_LONG	LINK	USDT	7.955324	0.851807	7.955324	0.85807448	EUR 6.83
28.07.2025	CLOSE_LONG	PRCL	USDT	7.544941	0.078705	7.544941	0.85807448	EUR 6.47
28.07.2025	CLOSE_LONG	PRCL	USDT	7.416841	0.078628	7.416841	0.85807448	EUR 6.36
28.07.2025	CLOSE_LONG	LINK	USDT	6.221472	0.666157	6.221472	0.85807448	EUR 5.34
28.07.2025	CLOSE_LONG	PRCL	USDT	5.024071	0.052408	5.024071	0.85807448	EUR 4.31
28.07.2025	CLOSE_LONG	PRCL	USDT	4.938771	0.052357	4.938771	0.85807448	EUR 4.24
28.07.2025	CLOSE_LONG	LINK	USDT	4.140645	0.44772	4.140645	0.85807448	EUR 3.55
28.07.2025	CLOSE_LONG	PRCL	USDT	3.504968	0.037773	3.504968	0.85807448	EUR 3.01
28.07.2025	CLOSE_LONG	PRCL	USDT	3.49709	0.037074	3.49709	0.85807448	EUR 3.00
28.07.2025	CLOSE_LONG	ICP	USDT	2.315719	0.47629	2.315719	0.85807448	EUR 1.99
28.07.2025	CLOSE_LONG	POL	USDT	2.087568	0.428365	2.087568	0.85807448	EUR 1.79
28.07.2025	CLOSE_LONG	MANTA	USDT	1.87684	0.203986	1.87684	0.85807448	EUR 1.61
28.07.2025	CLOSE_LONG	POL	USDT	0.807402	0.165677	0.807402	0.85807448	EUR 0.69
28.07.2025	CLOSE_LONG	HBAR	USDT	0.69654	0.004199	0.69654	0.85807448	EUR 0.60
28.07.2025	CLOSE_LONG	PRCL	USDT	0.688996	0.007304	0.688996	0.85807448	EUR 0.59
28.07.2025	CLOSE_LONG	OP	USDT	0.620178	0.006328	0.620178	0.85807448	EUR 0.53
28.07.2025	CLOSE_LONG	MANTA	USDT	0.42966	0.046698	0.42966	0.85807448	EUR 0.37
28.07.2025	CLOSE_LONG	ICP	USDT	0.138087	0.028401	0.138087	0.85807448	EUR 0.12
28.07.2025	CLOSE_LONG	ICP	USDT	0.111725	0.024478	0.111725	0.85807448	EUR 0.10
28.07.2025	CLOSE_LONG	XAI	USDT	0.06642	0.039653	-0.06642	0.85807448	EUR-0.06
28.07.2025	CLOSE_LONG	XAI	USDT	0.24045	0.123021	-0.24045	0.85807448	EUR-0.21
28.07.2025	CLOSE_LONG	QNT	USDT	0.334038	0.03263	-0.334038	0.85807448	EUR-0.29
28.07.2025	CLOSE_LONG	QNT	USDT	0.360846	0.031868	-0.360846	0.85807448	EUR-0.31
28.07.2025	CLOSE_LONG	QNT	USDT	0.365146	0.031866	-0.365146	0.85807448	EUR-0.31
28.07.2025	CLOSE_LONG	QNT	USDT	0.369446	0.031863	-0.369446	0.85807448	EUR-0.32
28.07.2025	CLOSE_LONG	QNT	USDT	0.404589	0.037065	-0.404589	0.85807448	EUR-0.35
28.07.2025	CLOSE_LONG	QNT	USDT	0.419589	0.037056	-0.419589	0.85807448	EUR-0.36
28.07.2025	CLOSE_LONG	QNT	USDT	0.420997	0.036309	-0.420997	0.85807448	EUR-0.36
28.07.2025	CLOSE_LONG	QNT	USDT	0.430797	0.036303	-0.430797	0.85807448	EUR-0.37
28.07.2025	CLOSE_LONG	QNT	USDT	0.440597	0.036297	-0.440597	0.85807448	EUR-0.38
28.07.2025	CLOSE_LONG	XDC	USDT	0.447342	0.010638	-0.447342	0.85807448	EUR-0.38
28.07.2025	CLOSE_LONG	QNT	USDT	0.47388	0.03777	-0.47388	0.85807448	EUR-0.41

Datum	Trade Event	Coin/Token	Quote	Nominal	Fee	Realized PnL	Wechselkurs	Realized PnL (EUR)
28.07.2025	CLOSE_LONG	QNT	USDT	0.609149	0.049627	-0.609149	0.85807448	EUR-0.52
28.07.2025	CLOSE_LONG	QNT	USDT	0.987196	0.090439	-0.987196	0.85807448	EUR-0.85
28.07.2025	CLOSE_LONG	FLUX	USDT	1.069372	0.038225	-1.069372	0.85807448	EUR-0.92
28.07.2025	CLOSE_LONG	QNT	USDT	1.072596	0.090387	-1.072596	0.85807448	EUR-0.92
28.07.2025	CLOSE_LONG	FLUX	USDT	1.098254	0.038367	-1.098254	0.85807448	EUR-0.94
28.07.2025	CLOSE_LONG	XDC	USDT	1.113356	0.026598	-1.113356	0.85807448	EUR-0.96
28.07.2025	CLOSE_LONG	XDC	USDT	1.118356	0.026595	-1.118356	0.85807448	EUR-0.96
28.07.2025	CLOSE_LONG	FLUX	USDT	1.122754	0.038352	-1.122754	0.85807448	EUR-0.96
28.07.2025	CLOSE_LONG	XDC	USDT	1.123356	0.026592	-1.123356	0.85807448	EUR-0.96
28.07.2025	CLOSE_LONG	QNT	USDT	1.135973	0.101542	-1.135973	0.85807448	EUR-0.97
28.07.2025	CLOSE_LONG	QNT	USDT	1.145796	0.090343	-1.145796	0.85807448	EUR-0.98
28.07.2025	CLOSE_LONG	QNT	USDT	1.159889	0.100035	-1.159889	0.85807448	EUR-1.00
28.07.2025	CLOSE_LONG	FLUX	USDT	1.165985	0.038964	-1.165985	0.85807448	EUR-1.00
28.07.2025	CLOSE_LONG	QNT	USDT	1.213889	0.100003	-1.213889	0.85807448	EUR-1.04
28.07.2025	CLOSE_LONG	QNT	USDT	1.259273	0.101468	-1.259273	0.85807448	EUR-1.08
28.07.2025	CLOSE_LONG	QNT	USDT	1.281389	0.099962	-1.281389	0.85807448	EUR-1.10
28.07.2025	CLOSE_LONG	XDC	USDT	1.336027	0.031918	-1.336027	0.85807448	EUR-1.15
28.07.2025	CLOSE_LONG	XDC	USDT	1.354027	0.031907	-1.354027	0.85807448	EUR-1.16
28.07.2025	CLOSE_LONG	XDC	USDT	1.366027	0.0319	-1.366027	0.85807448	EUR-1.17
28.07.2025	CLOSE_LONG	XDC	USDT	1.372027	0.031896	-1.372027	0.85807448	EUR-1.18
28.07.2025	CLOSE_LONG	FLUX	USDT	1.442263	0.048196	-1.442263	0.85807448	EUR-1.24
28.07.2025	CLOSE_LONG	XDC	USDT	1.551698	0.037241	-1.551698	0.85807448	EUR-1.33
28.07.2025	CLOSE_LONG	XDC	USDT	1.572698	0.037229	-1.572698	0.85807448	EUR-1.35
28.07.2025	CLOSE_LONG	QNT	USDT	1.830047	0.157833	-1.830047	0.85807448	EUR-1.57
28.07.2025	CLOSE_LONG	FLUX	USDT	2.241336	0.0783	-2.241336	0.85807448	EUR-1.92
28.07.2025	CLOSE_LONG	FLUX	USDT	2.291336	0.07827	-2.291336	0.85807448	EUR-1.97
28.07.2025	CLOSE_LONG	XDC	USDT	3.201397	0.074424	-3.201397	0.85807448	EUR-2.75
28.07.2025	CLOSE_LONG	QNT	USDT	3.334051	0.301685	-3.334051	0.85807448	EUR-2.86
28.07.2025	CLOSE_LONG	QNT	USDT	3.415451	0.301636	-3.415451	0.85807448	EUR-2.93
28.07.2025	CLOSE_LONG	QNT	USDT	3.537551	0.301563	-3.537551	0.85807448	EUR-3.04
28.07.2025	CLOSE_LONG	QNT	USDT	3.618951	0.301514	-3.618951	0.85807448	EUR-3.11
28.07.2025	CLOSE_LONG	QNT	USDT	3.700351	0.301465	-3.700351	0.85807448	EUR-3.18
28.07.2025	CLOSE_LONG	QNT	USDT	3.781751	0.301416	-3.781751	0.85807448	EUR-3.25
28.07.2025	CLOSE_LONG	QNT	USDT	3.863151	0.301367	-3.863151	0.85807448	EUR-3.31
28.07.2025	CLOSE_LONG	XDC	USDT	4.513424	0.106356	-4.513424	0.85807448	EUR-3.87
28.07.2025	CLOSE_LONG	QNT	USDT	7.031644	0.59942	-7.031644	0.85807448	EUR-6.03
28.07.2025	CLOSE_LONG	XDC	USDT	7.285478	0.170131	-7.285478	0.85807448	EUR-6.25
28.07.2025	CLOSE_LONG	QNT	USDT	8.827348	0.688628	-8.827348	0.85807448	EUR-7.57
28.07.2025	CLOSE_LONG	FET	USDT	33.628991	0.175988	-33.628991	0.85807448	EUR-28.86
28.07.2025	CLOSE_LONG	FET	USDT	68.479373	0.358367	-68.479373	0.85807448	EUR-58.76
24.07.2025	CLOSE_LONG	LINK	USDT	65.888292	1.071857	65.888292	0.85062947	EUR 56.05
24.07.2025	CLOSE_LONG	LINK	USDT	32.128146	0.535439	32.128146	0.85062947	EUR 27.33
24.07.2025	CLOSE_LONG	LINK	USDT	17.638982	0.293966	17.638982	0.85062947	EUR 15.00
24.07.2025	CLOSE_LONG	LINK	USDT	15.749091	0.26247	15.749091	0.85062947	EUR 13.40
24.07.2025	CLOSE_LONG	QNT	USDT	8.923525	0.598893	8.923525	0.85062947	EUR 7.59
24.07.2025	CLOSE_LONG	QNT	USDT	7.694878	0.536707	7.694878	0.85062947	EUR 6.55
24.07.2025	CLOSE_LONG	QNT	USDT	7.572423	0.598781	7.572423	0.85062947	EUR 6.44
24.07.2025	CLOSE_LONG	QNT	USDT	4.902675	0.375125	4.902675	0.85062947	EUR 4.17

Datum	Trade Event	Coin/Token	Quote	Nominal	Fee	Realized PnL	Wechselkurs	Realized PnL (EUR)
24.07.2025	CLOSE_LONG	QNT	USDT	3.792443	0.306726	3.792443	0.85062947	EUR 3.23
24.07.2025	CLOSE_LONG	QNT	USDT	2.989086	0.208485	2.989086	0.85062947	EUR 2.54
24.07.2025	CLOSE_LONG	QNT	USDT	2.702557	0.179683	2.702557	0.85062947	EUR 2.30
24.07.2025	CLOSE_LONG	QNT	USDT	2.575057	0.179607	2.575057	0.85062947	EUR 2.19
24.07.2025	CLOSE_LONG	QNT	USDT	2.536488	0.207515	2.536488	0.85062947	EUR 2.16
24.07.2025	CLOSE_LONG	QNT	USDT	2.294557	0.179438	2.294557	0.85062947	EUR 1.95
24.07.2025	CLOSE_LONG	QNT	USDT	2.246025	0.152176	2.246025	0.85062947	EUR 1.91
24.07.2025	CLOSE_LONG	QNT	USDT	2.127258	0.138838	2.127258	0.85062947	EUR 1.81
24.07.2025	CLOSE_LONG	QNT	USDT	1.487722	0.112618	1.487722	0.85062947	EUR 1.27
24.07.2025	CLOSE_LONG	QNT	USDT	1.373181	0.088807	1.373181	0.85062947	EUR 1.17
24.07.2025	CLOSE_LONG	QNT	USDT	1.106787	0.086553	1.106787	0.85062947	EUR 0.94
24.07.2025	CLOSE_LONG	QNT	USDT	0.954407	0.078082	0.954407	0.85062947	EUR 0.81
24.07.2025	CLOSE_LONG	QNT	USDT	0.800647	0.061929	0.800647	0.85062947	EUR 0.68
24.07.2025	CLOSE_LONG	QNT	USDT	0.754672	0.052126	0.754672	0.85062947	EUR 0.64
24.07.2025	CLOSE_LONG	QNT	USDT	0.682387	0.045798	0.682387	0.85062947	EUR 0.58
24.07.2025	CLOSE_LONG	QNT	USDT	0.642998	0.041584	0.642998	0.85062947	EUR 0.55
24.07.2025	CLOSE_LONG	QNT	USDT	0.633475	0.050656	0.633475	0.85062947	EUR 0.54
24.07.2025	CLOSE_LONG	QNT	USDT	0.483924	0.031015	0.483924	0.85062947	EUR 0.41
24.07.2025	CLOSE_LONG	QNT	USDT	0.472925	0.03031	0.472925	0.85062947	EUR 0.40
24.07.2025	CLOSE_LONG	QNT	USDT	0.45751	0.036585	0.45751	0.85062947	EUR 0.39
24.07.2025	CLOSE_LONG	QNT	USDT	0.451425	0.030297	0.451425	0.85062947	EUR 0.38
24.07.2025	CLOSE_LONG	QNT	USDT	0.447125	0.030294	0.447125	0.85062947	EUR 0.38
24.07.2025	CLOSE_LONG	QNT	USDT	0.442825	0.030292	0.442825	0.85062947	EUR 0.38
24.07.2025	CLOSE_LONG	QNT	USDT	0.427422	0.031679	0.427422	0.85062947	EUR 0.36
24.07.2025	CLOSE_LONG	QNT	USDT	0.422922	0.031676	0.422922	0.85062947	EUR 0.36
24.07.2025	CLOSE_LONG	QNT	USDT	0.384939	0.024671	0.384939	0.85062947	EUR 0.33
24.07.2025	CLOSE_LONG	QNT	USDT	0.31025	0.020436	0.31025	0.85062947	EUR 0.26
24.07.2025	CLOSE_LONG	QNT	USDT	0.292341	0.023917	0.292341	0.85062947	EUR 0.25
24.07.2025	CLOSE_LONG	QNT	USDT	0.149974	0.010564	0.149974	0.85062947	EUR 0.13
24.07.2025	CLOSE_LONG	NEAR	USDT	8.539215	0.119205	-8.539215	0.85062947	EUR-7.26
24.07.2025	CLOSE_LONG	NEAR	USDT	11.285621	0.159	-11.285621	0.85062947	EUR-9.60
24.07.2025	CLOSE_LONG	NEAR	USDT	11.385621	0.15894	-11.385621	0.85062947	EUR-9.68
24.07.2025	CLOSE_LONG	NEAR	USDT	13.093464	0.182781	-13.093464	0.85062947	EUR-11.14
24.07.2025	CLOSE_LONG	NEAR	USDT	33.292581	0.46905	-33.292581	0.85062947	EUR-28.32
23.07.2025	CLOSE_LONG	LINK	USDT	136.842147	1.154912	136.842147	0.85280573	EUR 116.70
23.07.2025	CLOSE_LONG	LINK	USDT	103.437092	0.871728	103.437092	0.85280573	EUR 88.21
23.07.2025	CLOSE_LONG	LINK	USDT	103.357092	0.87168	103.357092	0.85280573	EUR 88.14
23.07.2025	CLOSE_LONG	QNT	USDT	80.161031	0.59904	80.161031	0.85280573	EUR 68.36
23.07.2025	CLOSE_LONG	QNT	USDT	56.266235	0.422004	56.266235	0.85280573	EUR 47.98
23.07.2025	CLOSE_LONG	QNT	USDT	38.873835	0.290766	38.873835	0.85280573	EUR 33.15
23.07.2025	CLOSE_LONG	QNT	USDT	38.797235	0.29072	38.797235	0.85280573	EUR 33.09
23.07.2025	CLOSE_LONG	QNT	USDT	38.720635	0.290674	38.720635	0.85280573	EUR 33.02
23.07.2025	CLOSE_LONG	QNT	USDT	38.644035	0.290628	38.644035	0.85280573	EUR 32.96
23.07.2025	CLOSE_LONG	LINK	USDT	29.738164	0.250622	29.738164	0.85280573	EUR 25.36
23.07.2025	CLOSE_LONG	QNT	USDT	25.729661	0.192103	25.729661	0.85280573	EUR 21.94
23.07.2025	CLOSE_LONG	HBAR	USDT	20.102487	1.325497	20.102487	0.85280573	EUR 17.14
23.07.2025	CLOSE_LONG	HBAR	USDT	17.195884	1.133845	17.195884	0.85280573	EUR 14.66
23.07.2025	CLOSE_LONG	QNT	USDT	16.090524	0.120681	16.090524	0.85280573	EUR 13.72

Datum	Trade Event	Coin/Token	Quote	Nominal	Fee	Realized PnL	Wechselkurs	Realized PnL (EUR)
23.07.2025	CLOSE_LONG	QNT	USDT	14.962543	0.112323	14.962543	0.85280573	EUR 12.76
23.07.2025	CLOSE_LONG	QNT	USDT	13.992961	0.104759	13.992961	0.85280573	EUR 11.93
23.07.2025	CLOSE_LONG	QNT	USDT	12.078293	0.090342	12.078293	0.85280573	EUR 10.30
23.07.2025	CLOSE_LONG	QNT	USDT	11.6148	0.087271	11.6148	0.85280573	EUR 9.91
23.07.2025	CLOSE_LONG	QNT	USDT	11.041511	0.082738	11.041511	0.85280573	EUR 9.42
23.07.2025	CLOSE_LONG	HBAR	USDT	9.453167	0.615285	9.453167	0.85280573	EUR 8.06
23.07.2025	CLOSE_LONG	HBAR	USDT	9.371247	0.615236	9.371247	0.85280573	EUR 7.99
23.07.2025	CLOSE_LONG	QNT	USDT	9.042246	0.067572	9.042246	0.85280573	EUR 7.71
23.07.2025	CLOSE_LONG	QNT	USDT	7.799966	0.058448	7.799966	0.85280573	EUR 6.65
23.07.2025	CLOSE_LONG	LINK	USDT	6.459818	0.05448	6.459818	0.85280573	EUR 5.51
23.07.2025	CLOSE_LONG	HBAR	USDT	6.448279	0.419704	6.448279	0.85280573	EUR 5.50
23.07.2025	CLOSE_LONG	QNT	USDT	6.249492	0.047043	6.249492	0.85280573	EUR 5.33
23.07.2025	CLOSE_LONG	QNT	USDT	5.587905	0.041758	5.587905	0.85280573	EUR 4.77
23.07.2025	CLOSE_LONG	QNT	USDT	5.059913	0.03795	5.059913	0.85280573	EUR 4.32
23.07.2025	CLOSE_LONG	QNT	USDT	4.775118	0.035684	4.775118	0.85280573	EUR 4.07
23.07.2025	CLOSE_LONG	QNT	USDT	4.765718	0.035679	4.765718	0.85280573	EUR 4.06
23.07.2025	CLOSE_LONG	QNT	USDT	4.756318	0.035673	4.756318	0.85280573	EUR 4.06
23.07.2025	CLOSE_LONG	QNT	USDT	4.71032	0.034947	4.71032	0.85280573	EUR 4.02
23.07.2025	CLOSE_LONG	HBAR	USDT	4.696581	0.30569	4.696581	0.85280573	EUR 4.01
23.07.2025	CLOSE_LONG	QNT	USDT	4.64592	0.034908	4.64592	0.85280573	EUR 3.96
23.07.2025	CLOSE_LONG	QNT	USDT	4.607922	0.034187	4.607922	0.85280573	EUR 3.93
23.07.2025	CLOSE_LONG	HBAR	USDT	4.605667	0.295961	4.605667	0.85280573	EUR 3.93
23.07.2025	CLOSE_LONG	QNT	USDT	4.598922	0.034182	4.598922	0.85280573	EUR 3.92
23.07.2025	CLOSE_LONG	QNT	USDT	4.594422	0.034179	4.594422	0.85280573	EUR 3.92
23.07.2025	CLOSE_LONG	QNT	USDT	4.501124	0.033425	4.501124	0.85280573	EUR 3.84
23.07.2025	CLOSE_LONG	HBAR	USDT	3.259036	0.209426	3.259036	0.85280573	EUR 2.78
23.07.2025	CLOSE_LONG	HBAR	USDT	3.216953	0.206722	3.216953	0.85280573	EUR 2.74
23.07.2025	CLOSE_LONG	QNT	USDT	3.041948	0.022774	3.041948	0.85280573	EUR 2.59
23.07.2025	CLOSE_LONG	HBAR	USDT	2.199689	0.142561	2.199689	0.85280573	EUR 1.88
23.07.2025	CLOSE_LONG	HBAR	USDT	1.603936	0.104847	1.603936	0.85280573	EUR 1.37
23.07.2025	CLOSE_LONG	HBAR	USDT	1.596956	0.104842	1.596956	0.85280573	EUR 1.36
23.07.2025	CLOSE_LONG	HBAR	USDT	0.46358	0.030044	0.46358	0.85280573	EUR 0.40
23.07.2025	CLOSE_LONG	HBAR	USDT	0.083084	0.005408	0.083084	0.85280573	EUR 0.07
23.07.2025	CLOSE_LONG	FET	USDT	2.258623	0.019069	-2.258623	0.85280573	EUR-1.93
23.07.2025	CLOSE_LONG	FET	USDT	7.025101	0.059432	-7.025101	0.85280573	EUR-5.99
23.07.2025	CLOSE_LONG	EGLD	USDT	7.763591	0.066449	-7.763591	0.85280573	EUR-6.62
23.07.2025	CLOSE_LONG	FET	USDT	8.230902	0.069633	-8.230902	0.85280573	EUR-7.02
23.07.2025	CLOSE_LONG	FET	USDT	10.537652	0.089148	-10.537652	0.85280573	EUR-8.99
23.07.2025	CLOSE_LONG	FET	USDT	10.557752	0.089135	-10.557752	0.85280573	EUR-9.00
23.07.2025	CLOSE_LONG	FET	USDT	15.750164	0.133518	-15.750164	0.85280573	EUR-13.43
23.07.2025	CLOSE_LONG	EGLD	USDT	16.115332	0.137932	-16.115332	0.85280573	EUR-13.74
23.07.2025	CLOSE_LONG	FET	USDT	21.38986	0.180956	-21.38986	0.85280573	EUR-18.24
23.07.2025	CLOSE_LONG	FET	USDT	25.58395	0.216438	-25.58395	0.85280573	EUR-21.82
23.07.2025	CLOSE_LONG	EGLD	USDT	47.052065	0.40272	-47.052065	0.85280573	EUR-40.13
21.07.2025	CLOSE_LONG	LINK	USDT	222.080601	0.865845	222.080601	0.85711837	EUR 190.35
21.07.2025	CLOSE_LONG	LINK	USDT	151.065809	0.588805	151.065809	0.85711837	EUR 129.48
21.07.2025	CLOSE_LONG	HBAR	USDT	128.840171	0.795379	128.840171	0.85711837	EUR 110.43
21.07.2025	CLOSE_LONG	LINK	USDT	118.442987	0.461784	118.442987	0.85711837	EUR 101.52

Datum	Trade Event	Coin/Token	Quote	Nominal	Fee	Realized PnL	Wechselkurs	Realized PnL (EUR)
21.07.2025	CLOSE_LONG	QNT	USDT	103.37436	0.598916	103.37436	0.85711837	EUR 88.60
21.07.2025	CLOSE_LONG	QNT	USDT	61.221708	0.354698	61.221708	0.85711837	EUR 52.47
21.07.2025	CLOSE_LONG	LINK	USDT	59.241494	0.230904	59.241494	0.85711837	EUR 50.78
21.07.2025	CLOSE_LONG	QNT	USDT	52.01678	0.299656	52.01678	0.85711837	EUR 44.58
21.07.2025	CLOSE_LONG	HBAR	USDT	46.666063	0.287787	46.666063	0.85711837	EUR 40.00
21.07.2025	CLOSE_LONG	HBAR	USDT	42.397667	0.261464	42.397667	0.85711837	EUR 36.34
21.07.2025	CLOSE_LONG	LINK	USDT	41.469045	0.161633	41.469045	0.85711837	EUR 35.54
21.07.2025	CLOSE_LONG	HBAR	USDT	38.044684	0.234946	38.044684	0.85711837	EUR 32.61
21.07.2025	CLOSE_LONG	HBAR	USDT	36.761747	0.226787	36.761747	0.85711837	EUR 31.51
21.07.2025	CLOSE_LONG	QNT	USDT	34.621084	0.199302	34.621084	0.85711837	EUR 29.67
21.07.2025	CLOSE_LONG	QNT	USDT	31.011917	0.179544	31.011917	0.85711837	EUR 26.58
21.07.2025	CLOSE_LONG	HBAR	USDT	29.789243	0.183773	29.789243	0.85711837	EUR 25.53
21.07.2025	CLOSE_LONG	HBAR	USDT	29.346957	0.181044	29.346957	0.85711837	EUR 25.15
21.07.2025	CLOSE_LONG	QNT	USDT	29.128602	0.168641	29.128602	0.85711837	EUR 24.97
21.07.2025	CLOSE_LONG	HBAR	USDT	26.844371	0.165778	26.844371	0.85711837	EUR 23.01
21.07.2025	CLOSE_LONG	HBAR	USDT	26.318888	0.16242	26.318888	0.85711837	EUR 22.56
21.07.2025	CLOSE_LONG	QNT	USDT	25.738636	0.149015	25.738636	0.85711837	EUR 22.06
21.07.2025	CLOSE_LONG	HBAR	USDT	25.704604	0.158574	25.704604	0.85711837	EUR 22.03
21.07.2025	CLOSE_LONG	HBAR	USDT	19.983854	0.123411	19.983854	0.85711837	EUR 17.13
21.07.2025	CLOSE_LONG	QNT	USDT	17.438151	0.101031	17.438151	0.85711837	EUR 14.95
21.07.2025	CLOSE_LONG	POL	USDT	16.444598	0.1653	16.444598	0.85711837	EUR 14.09
21.07.2025	CLOSE_LONG	ACH	USDT	16.433872	0.179937	16.433872	0.85711837	EUR 14.09
21.07.2025	CLOSE_LONG	POL	USDT	15.936002	0.160187	15.936002	0.85711837	EUR 13.66
21.07.2025	CLOSE_LONG	HBAR	USDT	15.245848	0.094053	15.245848	0.85711837	EUR 13.07
21.07.2025	CLOSE_LONG	HBAR	USDT	15.150308	0.093561	15.150308	0.85711837	EUR 12.99
21.07.2025	CLOSE_LONG	HBAR	USDT	15.031934	0.092766	15.031934	0.85711837	EUR 12.88
21.07.2025	CLOSE_LONG	HBAR	USDT	13.840941	0.085386	13.840941	0.85711837	EUR 11.86
21.07.2025	CLOSE_LONG	HBAR	USDT	10.156931	0.062746	10.156931	0.85711837	EUR 8.71
21.07.2025	CLOSE_LONG	QNT	USDT	9.150865	0.053055	9.150865	0.85711837	EUR 7.84
21.07.2025	CLOSE_LONG	LINK	USDT	8.883224	0.034634	8.883224	0.85711837	EUR 7.61
21.07.2025	CLOSE_LONG	QNT	USDT	8.781802	0.050879	8.781802	0.85711837	EUR 7.53
21.07.2025	CLOSE_LONG	QNT	USDT	7.790568	0.045072	7.790568	0.85711837	EUR 6.68
21.07.2025	CLOSE_LONG	QNT	USDT	6.796133	0.039262	6.796133	0.85711837	EUR 5.83
21.07.2025	CLOSE_LONG	QNT	USDT	6.779933	0.039253	6.779933	0.85711837	EUR 5.81
21.07.2025	CLOSE_LONG	QNT	USDT	6.287716	0.036351	6.287716	0.85711837	EUR 5.39
21.07.2025	CLOSE_LONG	ACH	USDT	6.042738	0.065642	6.042738	0.85711837	EUR 5.18
21.07.2025	CLOSE_LONG	QNT	USDT	5.685944	0.032732	5.685944	0.85711837	EUR 4.87
21.07.2025	CLOSE_LONG	QNT	USDT	5.681444	0.032729	5.681444	0.85711837	EUR 4.87
21.07.2025	CLOSE_LONG	QNT	USDT	5.56399	0.032007	5.56399	0.85711837	EUR 4.77
21.07.2025	CLOSE_LONG	ACH	USDT	4.787998	0.051876	4.787998	0.85711837	EUR 4.10
21.07.2025	CLOSE_LONG	ACH	USDT	4.781378	0.051872	4.781378	0.85711837	EUR 4.10
21.07.2025	CLOSE_LONG	QNT	USDT	4.774864	0.027624	4.774864	0.85711837	EUR 4.09
21.07.2025	CLOSE_LONG	QNT	USDT	3.885984	0.02253	3.885984	0.85711837	EUR 3.33
21.07.2025	CLOSE_LONG	ACH	USDT	3.43281	0.037413	3.43281	0.85711837	EUR 2.94
21.07.2025	CLOSE_LONG	ACH	USDT	3.416094	0.037403	3.416094	0.85711837	EUR 2.93
21.07.2025	CLOSE_LONG	ACH	USDT	3.352102	0.036462	3.352102	0.85711837	EUR 2.87
21.07.2025	CLOSE_LONG	ACH	USDT	3.162891	0.034631	3.162891	0.85711837	EUR 2.71
21.07.2025	CLOSE_LONG	ACH	USDT	2.600791	0.028105	2.600791	0.85711837	EUR 2.23

Datum	Trade Event	Coin/Token	Quote	Nominal	Fee	Realized PnL	Wechselkurs	Realized PnL (EUR)
21.07.2025	CLOSE_LONG	ACH	USDT	2.598998	0.028104	2.598998	0.85711837	EUR 2.23
21.07.2025	CLOSE_LONG	ACH	USDT	1.256553	0.013767	1.256553	0.85711837	EUR 1.08
20.07.2025	CLOSE_LONG	HBAR	USDT	84.719174	0.42856	84.719174	0.8583691	EUR 72.72
20.07.2025	CLOSE_LONG	XDC	USDT	29.980691	0.292118	29.980691	0.8583691	EUR 25.73
20.07.2025	CLOSE_LONG	HBAR	USDT	15.858441	0.080221	15.858441	0.8583691	EUR 13.61
20.07.2025	CLOSE_LONG	XDC	USDT	14.70842	0.143093	14.70842	0.8583691	EUR 12.63
20.07.2025	CLOSE_LONG	XDC	USDT	14.118569	0.137144	14.118569	0.8583691	EUR 12.12
20.07.2025	CLOSE_LONG	XDC	USDT	12.217017	0.11922	12.217017	0.8583691	EUR 10.49
20.07.2025	CLOSE_LONG	XDC	USDT	10.977315	0.107287	10.977315	0.8583691	EUR 9.42
20.07.2025	CLOSE_LONG	HBAR	USDT	9.944023	0.050303	9.944023	0.8583691	EUR 8.54
20.07.2025	CLOSE_LONG	HBAR	USDT	9.551121	0.048328	9.551121	0.8583691	EUR 8.20
20.07.2025	CLOSE_LONG	HBAR	USDT	7.307281	0.036985	7.307281	0.8583691	EUR 6.27
20.07.2025	CLOSE_LONG	HBAR	USDT	5.983092	0.03025	5.983092	0.8583691	EUR 5.14
20.07.2025	CLOSE_LONG	XDC	USDT	4.296956	0.04174	4.296956	0.8583691	EUR 3.69
20.07.2025	CLOSE_LONG	XDC	USDT	4.289956	0.041735	4.289956	0.8583691	EUR 3.68
20.07.2025	CLOSE_LONG	XDC	USDT	4.282956	0.041731	4.282956	0.8583691	EUR 3.68
20.07.2025	CLOSE_LONG	XDC	USDT	4.275956	0.041727	4.275956	0.8583691	EUR 3.67
20.07.2025	CLOSE_LONG	HBAR	USDT	3.96339	0.020055	3.96339	0.8583691	EUR 3.40
20.07.2025	CLOSE_LONG	XDC	USDT	3.049254	0.029802	3.049254	0.8583691	EUR 2.62
20.07.2025	CLOSE_LONG	HBAR	USDT	0.227338	0.001151	0.227338	0.8583691	EUR 0.20
18.07.2025	CLOSE_LONG	HBAR	USDT	259.83986	0.881173	259.83986	0.8583691	EUR 223.04
18.07.2025	CLOSE_LONG	HBAR	USDT	259.50758	0.880974	259.50758	0.8583691	EUR 222.75
18.07.2025	CLOSE_LONG	LINK	USDT	199.524643	0.801225	199.524643	0.8583691	EUR 171.27
18.07.2025	CLOSE_LONG	HBAR	USDT	145.451703	0.493778	145.451703	0.8583691	EUR 124.85
18.07.2025	CLOSE_LONG	LINK	USDT	132.966429	0.53412	132.966429	0.8583691	EUR 114.13
18.07.2025	CLOSE_LONG	OP	USDT	94.782297	0.789211	94.782297	0.8583691	EUR 81.36
18.07.2025	CLOSE_LONG	HBAR	USDT	87.88955	0.298419	87.88955	0.8583691	EUR 75.44
18.07.2025	CLOSE_LONG	HBAR	USDT	64.839625	0.220156	64.839625	0.8583691	EUR 55.66
18.07.2025	CLOSE_LONG	XDC	USDT	60.445612	0.32832	60.445612	0.8583691	EUR 51.88
18.07.2025	CLOSE_LONG	NEAR	USDT	46.360245	0.335036	46.360245	0.8583691	EUR 39.79
18.07.2025	CLOSE_LONG	QNT	USDT	44.349348	0.599337	44.349348	0.8583691	EUR 38.07
18.07.2025	CLOSE_LONG	XDC	USDT	33.091194	0.179571	33.091194	0.8583691	EUR 28.40
18.07.2025	CLOSE_LONG	HBAR	USDT	29.546647	0.100234	29.546647	0.8583691	EUR 25.36
18.07.2025	CLOSE_LONG	HBAR	USDT	28.331811	0.096231	28.331811	0.8583691	EUR 24.32
18.07.2025	CLOSE_LONG	QNT	USDT	26.385664	0.357253	26.385664	0.8583691	EUR 22.65
18.07.2025	CLOSE_LONG	NEAR	USDT	23.995504	0.173411	23.995504	0.8583691	EUR 20.60
18.07.2025	CLOSE_LONG	OP	USDT	21.70302	0.180712	21.70302	0.8583691	EUR 18.63
18.07.2025	CLOSE_LONG	POL	USDT	21.062186	0.313368	21.062186	0.8583691	EUR 18.08
18.07.2025	CLOSE_LONG	ACH	USDT	20.464928	0.347725	20.464928	0.8583691	EUR 17.57
18.07.2025	CLOSE_LONG	HBAR	USDT	19.481047	0.066169	19.481047	0.8583691	EUR 16.72
18.07.2025	CLOSE_LONG	ARB	USDT	19.25344	0.232813	19.25344	0.8583691	EUR 16.53
18.07.2025	CLOSE_LONG	QNT	USDT	18.110573	0.248037	18.110573	0.8583691	EUR 15.55
18.07.2025	CLOSE_LONG	HBAR	USDT	14.667005	0.049791	14.667005	0.8583691	EUR 12.59
18.07.2025	CLOSE_LONG	ARB	USDT	14.178793	0.17145	14.178793	0.8583691	EUR 12.17
18.07.2025	CLOSE_LONG	QNT	USDT	12.83826	0.175156	12.83826	0.8583691	EUR 11.02
18.07.2025	CLOSE_LONG	HBAR	USDT	11.386844	0.038656	11.386844	0.8583691	EUR 9.77
18.07.2025	CLOSE_LONG	QNT	USDT	10.464744	0.141153	10.464744	0.8583691	EUR 8.98
18.07.2025	CLOSE_LONG	QNT	USDT	10.270864	0.136476	10.270864	0.8583691	EUR 8.82

Datum	Trade Event	Coin/Token	Quote	Nominal	Fee	Realized PnL	Wechselkurs	Realized PnL (EUR)
18.07.2025	CLOSE_LONG	HBAR	USDT	9.18053	0.031177	9.18053	0.8583691	EUR 7.88
18.07.2025	CLOSE_LONG	QNT	USDT	8.659397	0.117917	8.659397	0.8583691	EUR 7.43
18.07.2025	CLOSE_LONG	QNT	USDT	8.509234	0.115872	8.509234	0.8583691	EUR 7.30
18.07.2025	CLOSE_LONG	OP	USDT	7.52882	0.062797	7.52882	0.8583691	EUR 6.46
18.07.2025	CLOSE_LONG	HBAR	USDT	7.358502	0.024976	7.358502	0.8583691	EUR 6.32
18.07.2025	CLOSE_LONG	NEAR	USDT	5.147253	0.037052	5.147253	0.8583691	EUR 4.42
18.07.2025	CLOSE_LONG	NEAR	USDT	5.125253	0.037039	5.125253	0.8583691	EUR 4.40
18.07.2025	CLOSE_LONG	ARB	USDT	4.998648	0.060444	4.998648	0.8583691	EUR 4.29
18.07.2025	CLOSE_LONG	QNT	USDT	4.885723	0.066785	4.885723	0.8583691	EUR 4.19
18.07.2025	CLOSE_LONG	QNT	USDT	3.854183	0.052483	3.854183	0.8583691	EUR 3.31
18.07.2025	CLOSE_LONG	XDC	USDT	3.825851	0.020549	3.825851	0.8583691	EUR 3.28
18.07.2025	CLOSE_LONG	QNT	USDT	3.390094	0.046341	3.390094	0.8583691	EUR 2.91
18.07.2025	CLOSE_LONG	QNT	USDT	2.926351	0.039547	2.926351	0.8583691	EUR 2.51
18.07.2025	CLOSE_LONG	QNT	USDT	2.763988	0.037495	2.763988	0.8583691	EUR 2.37
18.07.2025	CLOSE_LONG	QNT	USDT	2.708333	0.03681	2.708333	0.8583691	EUR 2.32
18.07.2025	CLOSE_LONG	QNT	USDT	2.592425	0.035437	2.592425	0.8583691	EUR 2.23
18.07.2025	CLOSE_LONG	QNT	USDT	2.57317	0.034774	2.57317	0.8583691	EUR 2.21
18.07.2025	CLOSE_LONG	QNT	USDT	2.527716	0.034095	2.527716	0.8583691	EUR 2.17
18.07.2025	CLOSE_LONG	QNT	USDT	2.315444	0.03071	2.315444	0.8583691	EUR 1.99
18.07.2025	CLOSE_LONG	QNT	USDT	0.874723	0.011601	0.874723	0.8583691	EUR 0.75
18.07.2025	CLOSE_LONG	QNT	USDT	0.508543	0.006821	0.508543	0.8583691	EUR 0.44
18.07.2025	CLOSE_LONG	QNT	USDT	0.502543	0.006817	0.502543	0.8583691	EUR 0.43
18.07.2025	CLOSE_LONG	QNT	USDT	0.501543	0.006817	0.501543	0.8583691	EUR 0.43
18.07.2025	CLOSE_LONG	QNT	USDT	0.500543	0.006816	0.500543	0.8583691	EUR 0.43
18.07.2025	CLOSE_LONG	QNT	USDT	0.498543	0.006815	0.498543	0.8583691	EUR 0.43
18.07.2025	CLOSE_LONG	ASTR	USDT	0.11223	0.004181	-0.11223	0.8583691	EUR-0.10
18.07.2025	CLOSE_LONG	ASTR	USDT	0.9807	0.037421	-0.9807	0.8583691	EUR-0.84
18.07.2025	CLOSE_LONG	ASTR	USDT	1.02383	0.038144	-1.02383	0.8583691	EUR-0.88
18.07.2025	CLOSE_LONG	ASTR	USDT	1.08135	0.038467	-1.08135	0.8583691	EUR-0.93
18.07.2025	CLOSE_LONG	ASTR	USDT	1.12941	0.038438	-1.12941	0.8583691	EUR-0.97
18.07.2025	CLOSE_LONG	ASTR	USDT	1.16736	0.038888	-1.16736	0.8583691	EUR-1.00
18.07.2025	CLOSE_LONG	ASTR	USDT	1.38	0.048006	-1.38	0.8583691	EUR-1.18
18.07.2025	CLOSE_LONG	ASTR	USDT	1.41	0.047988	-1.41	0.8583691	EUR-1.21
18.07.2025	CLOSE_LONG	ASTR	USDT	4.03344	0.134364	-4.03344	0.8583691	EUR-3.46
16.07.2025	CLOSE_LONG	HBAR	USDT	32.452847	0.268169	32.452847	0.86192036	EUR 27.97
16.07.2025	CLOSE_LONG	HBAR	USDT	7.416817	0.061288	7.416817	0.86192036	EUR 6.39
16.07.2025	CLOSE_LONG	HBAR	USDT	6.032572	0.049849	6.032572	0.86192036	EUR 5.20
14.07.2025	CLOSE_LONG	HBAR	USDT	384.527219	1.19709	384.527219	0.85543199	EUR 328.94
14.07.2025	CLOSE_LONG	HBAR	USDT	196.111032	0.578956	196.111032	0.85543199	EUR 167.76
14.07.2025	CLOSE_LONG	HBAR	USDT	138.039105	0.429509	138.039105	0.85543199	EUR 118.08
14.07.2025	CLOSE_LONG	HBAR	USDT	128.596714	0.379703	128.596714	0.85543199	EUR 110.01
14.07.2025	CLOSE_LONG	HBAR	USDT	128.37869	0.378997	128.37869	0.85543199	EUR 109.82
14.07.2025	CLOSE_LONG	HBAR	USDT	112.35256	0.349955	112.35256	0.85543199	EUR 96.11
14.07.2025	CLOSE_LONG	HBAR	USDT	102.502709	0.319331	102.502709	0.85543199	EUR 87.68
14.07.2025	CLOSE_LONG	LINK	USDT	89.857018	0.575352	89.857018	0.85543199	EUR 76.87
14.07.2025	CLOSE_LONG	QNT	USDT	80.576876	0.599079	80.576876	0.85543199	EUR 68.93
14.07.2025	CLOSE_LONG	HBAR	USDT	58.850237	0.173708	58.850237	0.85543199	EUR 50.34
14.07.2025	CLOSE_LONG	HBAR	USDT	58.558636	0.182269	58.558636	0.85543199	EUR 50.09

Datum	Trade Event	Coin/Token	Quote	Nominal	Fee	Realized PnL	Wechselkurs	Realized PnL (EUR)
14.07.2025	CLOSE_LONG	HBAR	USDT	57.434586	0.16964	57.434586	0.85543199	EUR 49.13
14.07.2025	CLOSE_LONG	QNT	USDT	54.310322	0.40623	54.310322	0.85543199	EUR 46.46
14.07.2025	CLOSE_LONG	HBAR	USDT	43.78173	0.136275	43.78173	0.85543199	EUR 37.45
14.07.2025	CLOSE_LONG	HBAR	USDT	36.617812	0.108067	36.617812	0.85543199	EUR 31.32
14.07.2025	CLOSE_LONG	LINK	USDT	33.857515	0.216922	33.857515	0.85543199	EUR 28.96
14.07.2025	CLOSE_LONG	HBAR	USDT	33.530949	0.098973	33.530949	0.85543199	EUR 28.68
14.07.2025	CLOSE_LONG	NEAR	USDT	33.411888	0.300661	33.411888	0.85543199	EUR 28.58
14.07.2025	CLOSE_LONG	ONDO	USDT	27.40115	0.134905	27.40115	0.85543199	EUR 23.44
14.07.2025	CLOSE_LONG	QNT	USDT	24.742042	0.18377	24.742042	0.85543199	EUR 21.17
14.07.2025	CLOSE_LONG	HBAR	USDT	22.28156	0.069464	22.28156	0.85543199	EUR 19.06
14.07.2025	CLOSE_LONG	HBAR	USDT	22.27668	0.069461	22.27668	0.85543199	EUR 19.06
14.07.2025	CLOSE_LONG	HBAR	USDT	22.2718	0.069458	22.2718	0.85543199	EUR 19.05
14.07.2025	CLOSE_LONG	HBAR	USDT	22.235901	0.069322	22.235901	0.85543199	EUR 19.02
14.07.2025	CLOSE_LONG	HBAR	USDT	22.231031	0.069319	22.231031	0.85543199	EUR 19.02
14.07.2025	CLOSE_LONG	HBAR	USDT	22.226161	0.069316	22.226161	0.85543199	EUR 19.01
14.07.2025	CLOSE_LONG	HBAR	USDT	20.276458	0.05987	20.276458	0.85543199	EUR 17.35
14.07.2025	CLOSE_LONG	HBAR	USDT	19.222411	0.059927	19.222411	0.85543199	EUR 16.44
14.07.2025	CLOSE_LONG	HBAR	USDT	17.648905	0.052086	17.648905	0.85543199	EUR 15.10
14.07.2025	CLOSE_LONG	QNT	USDT	16.082502	0.120173	16.082502	0.85543199	EUR 13.76
14.07.2025	CLOSE_LONG	HBAR	USDT	16.075465	0.050107	16.075465	0.85543199	EUR 13.75
14.07.2025	CLOSE_LONG	HBAR	USDT	15.664444	0.048826	15.664444	0.85543199	EUR 13.40
14.07.2025	CLOSE_LONG	HBAR	USDT	15.562877	0.048535	15.562877	0.85543199	EUR 13.31
14.07.2025	CLOSE_LONG	HBAR	USDT	13.375138	0.041705	13.375138	0.85543199	EUR 11.44
14.07.2025	CLOSE_LONG	HBAR	USDT	12.061879	0.037584	12.061879	0.85543199	EUR 10.32
14.07.2025	CLOSE_LONG	LINK	USDT	11.776527	0.075451	11.776527	0.85543199	EUR 10.07
14.07.2025	CLOSE_LONG	HBAR	USDT	10.519721	0.031026	10.519721	0.85543199	EUR 9.00
14.07.2025	CLOSE_LONG	LINK	USDT	10.304461	0.06602	10.304461	0.85543199	EUR 8.81
14.07.2025	CLOSE_LONG	HBAR	USDT	9.842471	0.030619	9.842471	0.85543199	EUR 8.42
14.07.2025	CLOSE_LONG	HBAR	USDT	9.840321	0.030618	9.840321	0.85543199	EUR 8.42
14.07.2025	CLOSE_LONG	HBAR	USDT	9.825271	0.030609	9.825271	0.85543199	EUR 8.40
14.07.2025	CLOSE_LONG	HBAR	USDT	9.640365	0.030038	9.640365	0.85543199	EUR 8.25
14.07.2025	CLOSE_LONG	QNT	USDT	8.753074	0.065537	8.753074	0.85543199	EUR 7.49
14.07.2025	CLOSE_LONG	HBAR	USDT	8.730406	0.027193	8.730406	0.85543199	EUR 7.47
14.07.2025	CLOSE_LONG	HBAR	USDT	8.085171	0.025197	8.085171	0.85543199	EUR 6.92
14.07.2025	CLOSE_LONG	HBAR	USDT	7.872728	0.02323	7.872728	0.85543199	EUR 6.73
14.07.2025	CLOSE_LONG	HBAR	USDT	7.867898	0.023227	7.867898	0.85543199	EUR 6.73
14.07.2025	CLOSE_LONG	HBAR	USDT	7.674061	0.023916	7.674061	0.85543199	EUR 6.56
14.07.2025	CLOSE_LONG	HBAR	USDT	7.670701	0.023914	7.670701	0.85543199	EUR 6.56
14.07.2025	CLOSE_LONG	ONDO	USDT	7.52347	0.037041	7.52347	0.85543199	EUR 6.44
14.07.2025	CLOSE_LONG	HBAR	USDT	7.440776	0.023201	7.440776	0.85543199	EUR 6.37
14.07.2025	CLOSE_LONG	HBAR	USDT	7.360748	0.022923	7.360748	0.85543199	EUR 6.30
14.07.2025	CLOSE_LONG	HBAR	USDT	7.355918	0.02292	7.355918	0.85543199	EUR 6.29
14.07.2025	CLOSE_LONG	HBAR	USDT	6.349372	0.019787	6.349372	0.85543199	EUR 5.43
14.07.2025	CLOSE_LONG	QNT	USDT	4.598893	0.034158	4.598893	0.85543199	EUR 3.93
14.07.2025	CLOSE_LONG	HBAR	USDT	4.386138	0.013667	4.386138	0.85543199	EUR 3.75
14.07.2025	CLOSE_LONG	QNT	USDT	4.299459	0.032094	4.299459	0.85543199	EUR 3.68
14.07.2025	CLOSE_LONG	NEAR	USDT	2.583393	0.023247	2.583393	0.85543199	EUR 2.21
14.07.2025	CLOSE_LONG	QNT	USDT	2.036713	0.015037	2.036713	0.85543199	EUR 1.74

Datum	Trade Event	Coin/Token	Quote	Nominal	Fee	Realized PnL	Wechselkurs	Realized PnL (EUR)
14.07.2025	CLOSE_LONG	ATH	USDT	2.004991	0.242019	2.004991	0.85543199	EUR 1.72
14.07.2025	CLOSE_LONG	QNT	USDT	1.933635	0.014348	1.933635	0.85543199	EUR 1.65
14.07.2025	CLOSE_LONG	QNT	USDT	1.929435	0.014345	1.929435	0.85543199	EUR 1.65
14.07.2025	CLOSE_LONG	QNT	USDT	1.916835	0.014338	1.916835	0.85543199	EUR 1.64
14.07.2025	CLOSE_LONG	ONDO	USDT	1.8722	0.009217	1.8722	0.85543199	EUR 1.60
14.07.2025	CLOSE_LONG	LINK	USDT	1.473066	0.009432	1.473066	0.85543199	EUR 1.26
14.07.2025	CLOSE_LONG	HBAR	USDT	0.911779	0.002846	0.911779	0.85543199	EUR 0.78
14.07.2025	CLOSE_LONG	QNT	USDT	0.647345	0.004784	0.647345	0.85543199	EUR 0.55
14.07.2025	CLOSE_LONG	QNT	USDT	0.461389	0.003417	0.461389	0.85543199	EUR 0.39
14.07.2025	CLOSE_LONG	QNT	USDT	0.184756	0.001367	0.184756	0.85543199	EUR 0.16
14.07.2025	CLOSE_LONG	ATH	USDT	0.137954	0.015619	0.137954	0.85543199	EUR 0.12
14.07.2025	CLOSE_LONG	ATH	USDT	0.129354	0.015614	0.129354	0.85543199	EUR 0.11
11.07.2025	CLOSE_LONG	ACH	USDT	57.953826	0.604137	57.953826	0.85594453	EUR 49.61
11.07.2025	CLOSE_LONG	QNT	USDT	27.93005	0.167013	27.93005	0.85594453	EUR 23.91
11.07.2025	CLOSE_LONG	QNT	USDT	22.360147	0.133497	22.360147	0.85594453	EUR 19.14
11.07.2025	CLOSE_LONG	ACH	USDT	17.400296	0.181252	17.400296	0.85594453	EUR 14.89
11.07.2025	CLOSE_LONG	QNT	USDT	9.157394	0.054758	9.157394	0.85594453	EUR 7.84
11.07.2025	CLOSE_LONG	ACH	USDT	3.73251	0.039086	3.73251	0.85594453	EUR 3.19
11.07.2025	CLOSE_LONG	ACH	USDT	3.19625	0.033344	3.19625	0.85594453	EUR 2.74
11.07.2025	CLOSE_LONG	ACH	USDT	3.126222	0.032516	3.126222	0.85594453	EUR 2.68
11.07.2025	CLOSE_LONG	QNT	USDT	2.866685	0.017115	2.866685	0.85594453	EUR 2.45
10.07.2025	CLOSE_LONG	ALGO	USDT	20.35314	0.202383	20.35314	0.8540439	EUR 17.38
10.07.2025	CLOSE_LONG	ICP	USDT	10.499479	0.18845	10.499479	0.8540439	EUR 8.97
10.07.2025	CLOSE_LONG	ICP	USDT	8.512855	0.152793	8.512855	0.8540439	EUR 7.27
10.07.2025	CLOSE_LONG	ICP	USDT	4.137056	0.074254	4.137056	0.8540439	EUR 3.53
10.07.2025	CLOSE_LONG	FET	USDT	1.2609	0.38341	1.2609	0.8540439	EUR 1.08
05.07.2025	CLOSE_LONG	EGLD	USDT	1.237567	0.014267	-1.237567	0.84983428	EUR-1.05
05.07.2025	CLOSE_LONG	EGLD	USDT	5.775312	0.066578	-5.775312	0.84983428	EUR-4.91
05.07.2025	CLOSE_LONG	EGLD	USDT	5.929065	0.06732	-5.929065	0.84983428	EUR-5.04
05.07.2025	CLOSE_LONG	EGLD	USDT	10.463056	0.1188	-10.463056	0.84983428	EUR-8.89
25.06.2025	CLOSE_LONG	QNT	USDT	0.546256	0.014329	-0.546256	0.86221762	EUR-0.47
25.06.2025	CLOSE_LONG	QNT	USDT	0.899106	0.022668	-0.899106	0.86221762	EUR-0.78
25.06.2025	CLOSE_LONG	QNT	USDT	1.017409	0.02565	-1.017409	0.86221762	EUR-0.88
25.06.2025	CLOSE_LONG	QNT	USDT	1.186295	0.030435	-1.186295	0.86221762	EUR-1.02
25.06.2025	CLOSE_LONG	QNT	USDT	1.511566	0.040011	-1.511566	0.86221762	EUR-1.30
25.06.2025	CLOSE_LONG	QNT	USDT	1.540927	0.040604	-1.540927	0.86221762	EUR-1.33
25.06.2025	CLOSE_LONG	QNT	USDT	1.598087	0.041181	-1.598087	0.86221762	EUR-1.38
25.06.2025	CLOSE_LONG	QNT	USDT	1.611887	0.041172	-1.611887	0.86221762	EUR-1.39
25.06.2025	CLOSE_LONG	QNT	USDT	1.618787	0.041168	-1.618787	0.86221762	EUR-1.40
25.06.2025	CLOSE_LONG	QNT	USDT	1.632587	0.04116	-1.632587	0.86221762	EUR-1.41
25.06.2025	CLOSE_LONG	QNT	USDT	1.649248	0.041761	-1.649248	0.86221762	EUR-1.42
25.06.2025	CLOSE_LONG	QNT	USDT	2.306068	0.059688	-2.306068	0.86221762	EUR-1.99
25.06.2025	CLOSE_LONG	QNT	USDT	2.326068	0.059676	-2.326068	0.86221762	EUR-2.01
25.06.2025	CLOSE_LONG	QNT	USDT	2.336068	0.05967	-2.336068	0.86221762	EUR-2.01
25.06.2025	CLOSE_LONG	QNT	USDT	2.346068	0.059664	-2.346068	0.86221762	EUR-2.02
25.06.2025	CLOSE_LONG	QNT	USDT	2.356711	0.0621	-2.356711	0.86221762	EUR-2.03
25.06.2025	CLOSE_LONG	QNT	USDT	5.654904	0.142568	-5.654904	0.86221762	EUR-4.88
25.06.2025	CLOSE_LONG	QNT	USDT	5.678564	0.143165	-5.678564	0.86221762	EUR-4.90

Datum	Trade Event	Coin/Token	Quote	Nominal	Fee	Realized PnL	Wechselkurs	Realized PnL (EUR)
25.06.2025	CLOSE_LONG	QNT	USDT	6.761916	0.171218	-6.761916	0.86221762	EUR-5.83
25.06.2025	CLOSE_LONG	QNT	USDT	7.680783	0.194485	-7.680783	0.86221762	EUR-6.62
25.06.2025	CLOSE_LONG	QNT	USDT	11.544735	0.292324	-11.544735	0.86221762	EUR-9.95
25.06.2025	CLOSE_LONG	QNT	USDT	23.253327	0.599207	-23.253327	0.86221762	EUR-20.05
24.06.2025	CLOSE_LONG	QNT	USDT	0.056282	0.001798	-0.056282	0.86154907	EUR-0.05
24.06.2025	CLOSE_LONG	QNT	USDT	0.514099	0.016792	-0.514099	0.86154907	EUR-0.44
24.06.2025	CLOSE_LONG	QNT	USDT	1.225005	0.039572	-1.225005	0.86154907	EUR-1.06
24.06.2025	CLOSE_LONG	QNT	USDT	1.259987	0.041383	-1.259987	0.86154907	EUR-1.09
24.06.2025	CLOSE_LONG	QNT	USDT	1.280687	0.041371	-1.280687	0.86154907	EUR-1.10
24.06.2025	CLOSE_LONG	QNT	USDT	1.287587	0.041367	-1.287587	0.86154907	EUR-1.11
24.06.2025	CLOSE_LONG	QNT	USDT	1.332009	0.042562	-1.332009	0.86154907	EUR-1.15
24.06.2025	CLOSE_LONG	QNT	USDT	1.753026	0.057577	-1.753026	0.86154907	EUR-1.51
24.06.2025	CLOSE_LONG	FET	USDT	2.575404	0.015793	-2.575404	0.86154907	EUR-2.22
24.06.2025	CLOSE_LONG	QNT	USDT	2.799103	0.089928	-2.799103	0.86154907	EUR-2.41
24.06.2025	CLOSE_LONG	QNT	USDT	5.486241	0.176259	-5.486241	0.86154907	EUR-4.73
24.06.2025	CLOSE_LONG	QNT	USDT	9.180342	0.29985	-9.180342	0.86154907	EUR-7.91
24.06.2025	CLOSE_LONG	FET	USDT	10.495331	0.064462	-10.495331	0.86154907	EUR-9.04
24.06.2025	CLOSE_LONG	FET	USDT	10.510431	0.064453	-10.510431	0.86154907	EUR-9.06
24.06.2025	CLOSE_LONG	FET	USDT	12.668202	0.077685	-12.668202	0.86154907	EUR-10.91
24.06.2025	CLOSE_LONG	QNT	USDT	15.608889	0.498751	-15.608889	0.86154907	EUR-13.45
24.06.2025	CLOSE_LONG	FET	USDT	48.93267	0.300069	-48.93267	0.86154907	EUR-42.16
24.06.2025	CLOSE_LONG	NEAR	USDT	282.988992	0.927061	-282.988992	0.86154907	EUR-243.81
22.06.2025	CLOSE_LONG	HBAR	USDT	0.491499	0.000858	-0.491499	0.86843248	EUR-0.43
22.06.2025	CLOSE_LONG	ATH	USDT	0.5757	0.000551	-0.5757	0.86843248	EUR-0.50
22.06.2025	CLOSE_LONG	HBAR	USDT	0.804271	0.001404	-0.804271	0.86843248	EUR-0.70
22.06.2025	CLOSE_LONG	HBAR	USDT	0.982998	0.001716	-0.982998	0.86843248	EUR-0.85
22.06.2025	CLOSE_LONG	QNT	USDT	1.45386	0.003711	-1.45386	0.86843248	EUR-1.26
22.06.2025	CLOSE_LONG	QNT	USDT	7.918981	0.02013	-7.918981	0.86843248	EUR-6.88
22.06.2025	CLOSE_LONG	QNT	USDT	13.305232	0.033923	-13.305232	0.86843248	EUR-11.55
22.06.2025	CLOSE_LONG	QNT	USDT	13.545626	0.034433	-13.545626	0.86843248	EUR-11.76
22.06.2025	CLOSE_LONG	QNT	USDT	14.22262	0.034682	-14.22262	0.86843248	EUR-12.35
22.06.2025	CLOSE_LONG	QNT	USDT	14.404615	0.035227	-14.404615	0.86843248	EUR-12.51
22.06.2025	CLOSE_LONG	QNT	USDT	14.424715	0.035215	-14.424715	0.86843248	EUR-12.53
22.06.2025	CLOSE_LONG	ATH	USDT	15.7276	0.01507	-15.7276	0.86843248	EUR-13.66
22.06.2025	CLOSE_LONG	QNT	USDT	20.829425	0.05298	-20.829425	0.86843248	EUR-18.09
22.06.2025	CLOSE_LONG	HBAR	USDT	23.01109	0.04017	-23.01109	0.86843248	EUR-19.98
22.06.2025	CLOSE_LONG	QNT	USDT	25.81131	0.063086	-25.81131	0.86843248	EUR-22.42
22.06.2025	CLOSE_LONG	HBAR	USDT	27.625668	0.048197	-27.625668	0.86843248	EUR-23.99
22.06.2025	CLOSE_LONG	FET	USDT	30.506771	0.0473	-30.506771	0.86843248	EUR-26.49
22.06.2025	CLOSE_LONG	ATH	USDT	33.1814	0.031794	-33.1814	0.86843248	EUR-28.82
22.06.2025	CLOSE_LONG	QNT	USDT	54.951033	0.133997	-54.951033	0.86843248	EUR-47.72
22.06.2025	CLOSE_LONG	FET	USDT	60.516636	0.09443	-60.516636	0.86843248	EUR-52.55
22.06.2025	CLOSE_LONG	FET	USDT	67.107485	0.103128	-67.107485	0.86843248	EUR-58.28
22.06.2025	CLOSE_LONG	NEAR	USDT	79.917413	0.116109	-79.917413	0.86843248	EUR-69.40
22.06.2025	CLOSE_LONG	FET	USDT	80.625037	0.125008	-80.625037	0.86843248	EUR-70.02
22.06.2025	CLOSE_LONG	HBAR	USDT	97.427967	0.170027	-97.427967	0.86843248	EUR-84.61
22.06.2025	CLOSE_LONG	QNT	USDT	118.85831	0.303217	-118.85831	0.86843248	EUR-103.22
22.06.2025	CLOSE_LONG	NEAR	USDT	163.210418	0.238005	-163.210418	0.86843248	EUR-141.74

Datum	Trade Event	Coin/Token	Quote	Nominal	Fee	Realized PnL	Wechselkurs	Realized PnL (EUR)
21.06.2025	CLOSE_LONG	QNT	USDT	0.257188	0.001155	-0.257188	0.86843248	EUR-0.22
21.06.2025	CLOSE_LONG	QNT	USDT	0.257588	0.001155	-0.257588	0.86843248	EUR-0.22
21.06.2025	CLOSE_LONG	QNT	USDT	0.385783	0.001733	-0.385783	0.86843248	EUR-0.34
21.06.2025	CLOSE_LONG	QNT	USDT	1.879131	0.00673	-1.879131	0.86843248	EUR-1.63
21.06.2025	CLOSE_LONG	QNT	USDT	2.953068	0.013288	-2.953068	0.86843248	EUR-2.56
21.06.2025	CLOSE_LONG	QNT	USDT	9.865438	0.035332	-9.865438	0.86843248	EUR-8.57
21.06.2025	CLOSE_LONG	QNT	USDT	10.714823	0.047918	-10.714823	0.86843248	EUR-9.31
21.06.2025	CLOSE_LONG	QNT	USDT	15.620404	0.069856	-15.620404	0.86843248	EUR-13.57
21.06.2025	CLOSE_LONG	QNT	USDT	40.117211	0.179565	-40.117211	0.86843248	EUR-34.84
21.06.2025	CLOSE_LONG	QNT	USDT	105.231335	0.376871	-105.231335	0.86843248	EUR-91.39
21.06.2025	CLOSE_LONG	QNT	USDT	132.579793	0.592908	-132.579793	0.86843248	EUR-115.14
19.06.2025	CLOSE_LONG	FET	USDT	1.837899	0.007332	-1.837899	0.87123192	EUR-1.60
19.06.2025	CLOSE_LONG	HBAR	USDT	2.659366	0.008466	-2.659366	0.87123192	EUR-2.32
19.06.2025	CLOSE_LONG	QNT	USDT	6.406738	0.037407	-6.406738	0.87123192	EUR-5.58
19.06.2025	CLOSE_LONG	NEAR	USDT	9.547719	0.030208	-9.547719	0.87123192	EUR-8.32
19.06.2025	CLOSE_LONG	HBAR	USDT	10.277341	0.032718	-10.277341	0.87123192	EUR-8.95
19.06.2025	CLOSE_LONG	HBAR	USDT	14.848126	0.047269	-14.848126	0.87123192	EUR-12.94
19.06.2025	CLOSE_LONG	NEAR	USDT	19.973675	0.063014	-19.973675	0.87123192	EUR-17.40
19.06.2025	CLOSE_LONG	IO	USDT	20.448907	0.036284	-20.448907	0.87123192	EUR-17.82
19.06.2025	CLOSE_LONG	IO	USDT	20.910097	0.037124	-20.910097	0.87123192	EUR-18.22
19.06.2025	CLOSE_LONG	QNT	USDT	32.888131	0.19307	-32.888131	0.87123192	EUR-28.65
19.06.2025	CLOSE_LONG	HBAR	USDT	34.307119	0.109169	-34.307119	0.87123192	EUR-29.89
19.06.2025	CLOSE_LONG	HBAR	USDT	35.705586	0.113571	-35.705586	0.87123192	EUR-31.11
19.06.2025	CLOSE_LONG	HBAR	USDT	38.865863	0.123623	-38.865863	0.87123192	EUR-33.86
19.06.2025	CLOSE_LONG	FET	USDT	43.292734	0.172712	-43.292734	0.87123192	EUR-37.72
19.06.2025	CLOSE_LONG	QNT	USDT	51.355595	0.299849	-51.355595	0.87123192	EUR-44.74
19.06.2025	CLOSE_LONG	ALGO	USDT	72.347501	0.167423	-72.347501	0.87123192	EUR-63.03
19.06.2025	CLOSE_LONG	NEAR	USDT	97.787782	0.308508	-97.787782	0.87123192	EUR-85.20
19.06.2025	CLOSE_LONG	IO	USDT	104.124896	0.184758	-104.124896	0.87123192	EUR-90.72
19.06.2025	CLOSE_LONG	ALGO	USDT	178.899799	0.414	-178.899799	0.87123192	EUR-155.86
17.06.2025	CLOSE_LONG	LINK	USDT	2.741929	0.978466	2.741929	0.86445367	EUR 2.37
17.06.2025	CLOSE_LONG	LINK	USDT	0.48387	0.17267	0.48387	0.86445367	EUR 0.42
17.06.2025	CLOSE_LONG	LINK	USDT	0.345621	0.123336	0.345621	0.86445367	EUR 0.30
17.06.2025	CLOSE_LONG	LINK	USDT	0.16129	0.057557	0.16129	0.86445367	EUR 0.14
17.06.2025	CLOSE_LONG	QNT	USDT	0.889968	0.014526	-0.889968	0.86445367	EUR-0.77
17.06.2025	CLOSE_LONG	QNT	USDT	2.166878	0.035367	-2.166878	0.86445367	EUR-1.87
17.06.2025	CLOSE_LONG	QNT	USDT	2.177072	0.036016	-2.177072	0.86445367	EUR-1.88
17.06.2025	CLOSE_LONG	QNT	USDT	2.182772	0.036013	-2.182772	0.86445367	EUR-1.89
17.06.2025	CLOSE_LONG	QNT	USDT	2.194172	0.036006	-2.194172	0.86445367	EUR-1.90
17.06.2025	CLOSE_LONG	QNT	USDT	2.199872	0.036002	-2.199872	0.86445367	EUR-1.90
17.06.2025	CLOSE_LONG	QNT	USDT	2.216972	0.035992	-2.216972	0.86445367	EUR-1.92
17.06.2025	CLOSE_LONG	QNT	USDT	2.228372	0.035985	-2.228372	0.86445367	EUR-1.93
17.06.2025	CLOSE_LONG	QNT	USDT	2.312461	0.037244	-2.312461	0.86445367	EUR-2.00
17.06.2025	CLOSE_LONG	QNT	USDT	2.450832	0.040435	-2.450832	0.86445367	EUR-2.12
17.06.2025	CLOSE_LONG	QNT	USDT	3.500482	0.05683	-3.500482	0.86445367	EUR-3.03
17.06.2025	CLOSE_LONG	QNT	USDT	3.839425	0.063174	-3.839425	0.86445367	EUR-3.32
17.06.2025	CLOSE_LONG	QNT	USDT	3.849425	0.063168	-3.849425	0.86445367	EUR-3.33
17.06.2025	CLOSE_LONG	QNT	USDT	3.889425	0.063144	-3.889425	0.86445367	EUR-3.36

Datum	Trade Event	Coin/Token	Quote	Nominal	Fee	Realized PnL	Wechselkurs	Realized PnL (EUR)
17.06.2025	CLOSE_LONG	QNT	USDT	3.909425	0.063132	-3.909425	0.86445367	EUR-3.38
17.06.2025	CLOSE_LONG	QNT	USDT	7.75885	0.1263	-7.75885	0.86445367	EUR-6.71
17.06.2025	CLOSE_LONG	QNT	USDT	13.414021	0.217195	-13.414021	0.86445367	EUR-11.60
17.06.2025	CLOSE_LONG	QNT	USDT	19.760255	0.323389	-19.760255	0.86445367	EUR-17.08
17.06.2025	CLOSE_LONG	QNT	USDT	36.436141	0.599521	-36.436141	0.86445367	EUR-31.50
14.06.2025	CLOSE_LONG	QNT	USDT	0.333806	0.003086	-0.333806	0.86865879	EUR-0.29
14.06.2025	CLOSE_LONG	QNT	USDT	3.256595	0.030247	-3.256595	0.86865879	EUR-2.83
14.06.2025	CLOSE_LONG	QNT	USDT	3.261495	0.030244	-3.261495	0.86865879	EUR-2.83
14.06.2025	CLOSE_LONG	QNT	USDT	3.533039	0.032709	-3.533039	0.86865879	EUR-3.07
14.06.2025	CLOSE_LONG	QNT	USDT	3.543639	0.032703	-3.543639	0.86865879	EUR-3.08
14.06.2025	CLOSE_LONG	QNT	USDT	3.554239	0.032697	-3.554239	0.86865879	EUR-3.09
14.06.2025	CLOSE_LONG	QNT	USDT	3.588901	0.033333	-3.588901	0.86865879	EUR-3.12
14.06.2025	CLOSE_LONG	QNT	USDT	12.923496	0.119077	-12.923496	0.86865879	EUR-11.23
14.06.2025	CLOSE_LONG	QNT	USDT	14.103835	0.129541	-14.103835	0.86865879	EUR-12.25
14.06.2025	CLOSE_LONG	QNT	USDT	18.805114	0.172721	-18.805114	0.86865879	EUR-16.34
14.06.2025	CLOSE_LONG	QNT	USDT	27.038971	0.247954	-27.038971	0.86865879	EUR-23.49
14.06.2025	CLOSE_LONG	QNT	USDT	32.379144	0.299294	-32.379144	0.86865879	EUR-28.13
13.06.2025	CLOSE_LONG	QNT	USDT	2.207978	0.032847	-2.207978	0.86865879	EUR-1.92
13.06.2025	CLOSE_LONG	QNT	USDT	2.223578	0.032838	-2.223578	0.86865879	EUR-1.93
13.06.2025	CLOSE_LONG	QNT	USDT	2.233978	0.032832	-2.233978	0.86865879	EUR-1.94
13.06.2025	CLOSE_LONG	QNT	USDT	2.287539	0.033457	-2.287539	0.86865879	EUR-1.99
13.06.2025	CLOSE_LONG	QNT	USDT	2.298139	0.03345	-2.298139	0.86865879	EUR-2.00
13.06.2025	CLOSE_LONG	QNT	USDT	2.308739	0.033444	-2.308739	0.86865879	EUR-2.01
13.06.2025	CLOSE_LONG	QNT	USDT	2.750651	0.03975	-2.750651	0.86865879	EUR-2.39
13.06.2025	CLOSE_LONG	QNT	USDT	5.128412	0.074467	-5.128412	0.86865879	EUR-4.45
13.06.2025	CLOSE_LONG	QNT	USDT	6.100479	0.089656	-6.100479	0.86865879	EUR-5.30
13.06.2025	CLOSE_LONG	QNT	USDT	7.484174	0.109198	-7.484174	0.86865879	EUR-6.50
13.06.2025	CLOSE_LONG	QNT	USDT	11.861236	0.178201	-11.861236	0.86865879	EUR-10.30
13.06.2025	CLOSE_LONG	QNT	USDT	13.702114	0.19944	-13.702114	0.86865879	EUR-11.90
13.06.2025	CLOSE_LONG	QNT	USDT	18.905527	0.273863	-18.905527	0.86865879	EUR-16.42
13.06.2025	CLOSE_LONG	QNT	USDT	19.252338	0.280226	-19.252338	0.86865879	EUR-16.72
13.06.2025	CLOSE_LONG	QNT	USDT	19.555866	0.284644	-19.555866	0.86865879	EUR-16.99
13.06.2025	CLOSE_LONG	QNT	USDT	19.902755	0.289693	-19.902755	0.86865879	EUR-17.29
13.06.2025	CLOSE_LONG	QNT	USDT	20.032838	0.291587	-20.032838	0.86865879	EUR-17.40
13.06.2025	CLOSE_LONG	QNT	USDT	20.410971	0.299246	-20.410971	0.86865879	EUR-17.73
12.06.2025	CLOSE_LONG	OP	USDT	135.17046	1.439402	135.17046	0.86251509	EUR 116.59
12.06.2025	CLOSE_LONG	ICP	USDT	120.216053	1.11969	120.216053	0.86251509	EUR 103.69
12.06.2025	CLOSE_LONG	ARB	USDT	60.422153	0.400059	60.422153	0.86251509	EUR 52.12
12.06.2025	CLOSE_LONG	ARB	USDT	49.750832	0.329403	49.750832	0.86251509	EUR 42.91
12.06.2025	CLOSE_LONG	ARB	USDT	45.931415	0.304115	45.931415	0.86251509	EUR 39.62
12.06.2025	CLOSE_LONG	POL	USDT	39.895644	0.520284	39.895644	0.86251509	EUR 34.41
12.06.2025	CLOSE_LONG	ARB	USDT	14.421697	0.09573	14.421697	0.86251509	EUR 12.44
12.06.2025	CLOSE_LONG	POL	USDT	13.054857	0.17025	13.054857	0.86251509	EUR 11.26
12.06.2025	CLOSE_LONG	POL	USDT	13.044413	0.170114	13.044413	0.86251509	EUR 11.25
12.06.2025	CLOSE_LONG	LINK	USDT	11.851204	0.177972	11.851204	0.86251509	EUR 10.22
12.06.2025	CLOSE_LONG	QNT	USDT	9.51295	0.36061	9.51295	0.86251509	EUR 8.21
12.06.2025	CLOSE_LONG	QNT	USDT	7.946266	0.299609	7.946266	0.86251509	EUR 6.85
12.06.2025	CLOSE_LONG	QNT	USDT	7.632045	0.418176	7.632045	0.86251509	EUR 6.58

Datum	Trade Event	Coin/Token	Quote	Nominal	Fee	Realized PnL	Wechselkurs	Realized PnL (EUR)
12.06.2025	CLOSE_LONG	QNT	USDT	7.533431	0.291854	7.533431	0.86251509	EUR 6.50
12.06.2025	CLOSE_LONG	QNT	USDT	7.472877	0.286358	7.472877	0.86251509	EUR 6.45
12.06.2025	CLOSE_LONG	QNT	USDT	7.241265	0.275981	7.241265	0.86251509	EUR 6.25
12.06.2025	CLOSE_LONG	QNT	USDT	6.875771	0.263477	6.875771	0.86251509	EUR 5.93
12.06.2025	CLOSE_LONG	QNT	USDT	6.684362	0.36915	6.684362	0.86251509	EUR 5.77
12.06.2025	CLOSE_LONG	QNT	USDT	5.552654	0.299538	5.552654	0.86251509	EUR 4.79
12.06.2025	CLOSE_LONG	QNT	USDT	5.193017	0.198994	5.193017	0.86251509	EUR 4.48
12.06.2025	CLOSE_LONG	QNT	USDT	4.722165	0.262867	4.722165	0.86251509	EUR 4.07
12.06.2025	CLOSE_LONG	QNT	USDT	4.654782	0.249177	4.654782	0.86251509	EUR 4.01
12.06.2025	CLOSE_LONG	QNT	USDT	4.598534	0.173385	4.598534	0.86251509	EUR 3.97
12.06.2025	CLOSE_LONG	ICP	USDT	4.092584	0.038026	4.092584	0.86251509	EUR 3.53
12.06.2025	CLOSE_LONG	ICP	USDT	4.081954	0.038019	4.081954	0.86251509	EUR 3.52
12.06.2025	CLOSE_LONG	QNT	USDT	3.973133	0.149805	3.973133	0.86251509	EUR 3.43
12.06.2025	CLOSE_LONG	QNT	USDT	3.911739	0.149085	3.911739	0.86251509	EUR 3.37
12.06.2025	CLOSE_LONG	ICP	USDT	3.719131	0.034556	3.719131	0.86251509	EUR 3.21
12.06.2025	CLOSE_LONG	LINK	USDT	3.567361	0.053399	3.567361	0.86251509	EUR 3.08
12.06.2025	CLOSE_LONG	LINK	USDT	3.561361	0.053395	3.561361	0.86251509	EUR 3.07
12.06.2025	CLOSE_LONG	QNT	USDT	3.53238	0.132478	3.53238	0.86251509	EUR 3.05
12.06.2025	CLOSE_LONG	QNT	USDT	3.421309	0.128998	3.421309	0.86251509	EUR 2.95
12.06.2025	CLOSE_LONG	QNT	USDT	3.285957	0.18147	3.285957	0.86251509	EUR 2.83
12.06.2025	CLOSE_LONG	QNT	USDT	3.210081	0.178694	3.210081	0.86251509	EUR 2.77
12.06.2025	CLOSE_LONG	QNT	USDT	3.145397	0.118595	3.145397	0.86251509	EUR 2.71
12.06.2025	CLOSE_LONG	QNT	USDT	3.135451	0.17046	3.135451	0.86251509	EUR 2.70
12.06.2025	CLOSE_LONG	QNT	USDT	2.987026	0.115088	2.987026	0.86251509	EUR 2.58
12.06.2025	CLOSE_LONG	LINK	USDT	2.967801	0.044496	2.967801	0.86251509	EUR 2.56
12.06.2025	CLOSE_LONG	QNT	USDT	2.703851	0.146996	2.703851	0.86251509	EUR 2.33
12.06.2025	CLOSE_LONG	QNT	USDT	2.317321	0.126971	2.317321	0.86251509	EUR 2.00
12.06.2025	CLOSE_LONG	QNT	USDT	2.239097	0.118052	2.239097	0.86251509	EUR 1.93
12.06.2025	CLOSE_LONG	QNT	USDT	2.200802	0.082538	2.200802	0.86251509	EUR 1.90
12.06.2025	CLOSE_LONG	QNT	USDT	2.177002	0.082524	2.177002	0.86251509	EUR 1.88
12.06.2025	CLOSE_LONG	QNT	USDT	2.149415	0.11595	2.149415	0.86251509	EUR 1.85
12.06.2025	CLOSE_LONG	QNT	USDT	2.063061	0.110438	2.063061	0.86251509	EUR 1.78
12.06.2025	CLOSE_LONG	ICP	USDT	1.989137	0.018527	1.989137	0.86251509	EUR 1.72
12.06.2025	CLOSE_LONG	LINK	USDT	1.780681	0.026698	1.780681	0.86251509	EUR 1.54
12.06.2025	CLOSE_LONG	LINK	USDT	1.777681	0.026696	1.777681	0.86251509	EUR 1.53
12.06.2025	CLOSE_LONG	QNT	USDT	1.764831	0.067262	1.764831	0.86251509	EUR 1.52
12.06.2025	CLOSE_LONG	POL	USDT	1.420368	0.018523	1.420368	0.86251509	EUR 1.23
12.06.2025	CLOSE_LONG	QNT	USDT	1.403367	0.074552	1.403367	0.86251509	EUR 1.21
12.06.2025	CLOSE_LONG	QNT	USDT	1.319413	0.069042	1.319413	0.86251509	EUR 1.14
12.06.2025	CLOSE_LONG	QNT	USDT	1.299413	0.06903	1.299413	0.86251509	EUR 1.12
12.06.2025	CLOSE_LONG	QNT	USDT	1.289413	0.069024	1.289413	0.86251509	EUR 1.11
12.06.2025	CLOSE_LONG	QNT	USDT	1.279413	0.069018	1.279413	0.86251509	EUR 1.10
12.06.2025	CLOSE_LONG	QNT	USDT	1.269413	0.069012	1.269413	0.86251509	EUR 1.09
12.06.2025	CLOSE_LONG	QNT	USDT	1.259413	0.069006	1.259413	0.86251509	EUR 1.09
12.06.2025	CLOSE_LONG	QNT	USDT	1.249413	0.069	1.249413	0.86251509	EUR 1.08
12.06.2025	CLOSE_LONG	QNT	USDT	1.008495	0.036095	1.008495	0.86251509	EUR 0.87
12.06.2025	CLOSE_LONG	QNT	USDT	0.968701	0.035389	0.968701	0.86251509	EUR 0.84
12.06.2025	CLOSE_LONG	QNT	USDT	0.953689	0.036745	0.953689	0.86251509	EUR 0.82

Datum	Trade Event	Coin/Token	Quote	Nominal	Fee	Realized PnL	Wechselkurs	Realized PnL (EUR)
12.06.2025	CLOSE_LONG	QNT	USDT	0.953401	0.03538	0.953401	0.86251509	EUR 0.82
12.06.2025	CLOSE_LONG	QNT	USDT	0.943201	0.035374	0.943201	0.86251509	EUR 0.81
12.06.2025	CLOSE_LONG	QNT	USDT	0.933001	0.035367	0.933001	0.86251509	EUR 0.80
12.06.2025	CLOSE_LONG	QNT	USDT	0.922801	0.035361	0.922801	0.86251509	EUR 0.80
12.06.2025	CLOSE_LONG	QNT	USDT	0.733177	0.026375	0.733177	0.86251509	EUR 0.63
12.06.2025	CLOSE_LONG	QNT	USDT	0.729071	0.027055	0.729071	0.86251509	EUR 0.63
12.06.2025	CLOSE_LONG	QNT	USDT	0.674707	0.03453	0.674707	0.86251509	EUR 0.58
12.06.2025	CLOSE_LONG	QNT	USDT	0.672901	0.035211	0.672901	0.86251509	EUR 0.58
12.06.2025	CLOSE_LONG	QNT	USDT	0.622013	0.033816	0.622013	0.86251509	EUR 0.54
12.06.2025	CLOSE_LONG	POL	USDT	0.313317	0.004086	0.313317	0.86251509	EUR 0.27
12.06.2025	CLOSE_LONG	QNT	USDT	0.232624	0.009012	0.232624	0.86251509	EUR 0.20
12.06.2025	CLOSE_LONG	QNT	USDT	0.214306	0.011049	0.214306	0.86251509	EUR 0.18
12.06.2025	CLOSE_LONG	LINK	USDT	0.437078	0.059539	-0.437078	0.86251509	EUR-0.38
12.06.2025	CLOSE_LONG	LINK	USDT	0.561958	0.07655	-0.561958	0.86251509	EUR-0.48
12.06.2025	CLOSE_LONG	LINK	USDT	4.669423	0.646471	-4.669423	0.86251509	EUR-4.03
12.06.2025	CLOSE_LONG	LINK	USDT	4.870303	0.663437	-4.870303	0.86251509	EUR-4.20
12.06.2025	CLOSE_LONG	LINK	USDT	7.492773	1.020672	-7.492773	0.86251509	EUR-6.46
10.06.2025	CLOSE_LONG	QNT	USDT	122.472817	1.025576	122.472817	0.87496719	EUR 107.16
10.06.2025	CLOSE_LONG	QNT	USDT	90.938817	0.762319	90.938817	0.87496719	EUR 79.57
10.06.2025	CLOSE_LONG	QNT	USDT	56.783693	0.477015	56.783693	0.87496719	EUR 49.68
10.06.2025	CLOSE_LONG	QNT	USDT	35.691513	0.299194	35.691513	0.87496719	EUR 31.23
10.06.2025	CLOSE_LONG	QNT	USDT	32.947589	0.277072	32.947589	0.87496719	EUR 28.83
10.06.2025	CLOSE_LONG	QNT	USDT	19.424604	0.162488	19.424604	0.87496719	EUR 17.00
10.06.2025	CLOSE_LONG	QNT	USDT	14.326744	0.119844	14.326744	0.87496719	EUR 12.54
10.06.2025	CLOSE_LONG	QNT	USDT	13.051526	0.109524	13.051526	0.87496719	EUR 11.42
10.06.2025	CLOSE_LONG	QNT	USDT	10.986767	0.091905	10.986767	0.87496719	EUR 9.61
10.06.2025	CLOSE_LONG	QNT	USDT	8.965202	0.074994	8.965202	0.87496719	EUR 7.84
10.06.2025	CLOSE_LONG	QNT	USDT	4.580895	0.038239	4.580895	0.87496719	EUR 4.01
10.06.2025	CLOSE_LONG	QNT	USDT	4.570495	0.038232	4.570495	0.87496719	EUR 4.00
10.06.2025	CLOSE_LONG	QNT	USDT	4.560095	0.038226	4.560095	0.87496719	EUR 3.99
10.06.2025	CLOSE_LONG	QNT	USDT	4.544495	0.038217	4.544495	0.87496719	EUR 3.98
10.06.2025	CLOSE_LONG	QNT	USDT	3.783748	0.031618	3.783748	0.87496719	EUR 3.31
10.06.2025	CLOSE_LONG	QNT	USDT	3.779448	0.031615	3.779448	0.87496719	EUR 3.31
10.06.2025	CLOSE_LONG	QNT	USDT	3.775148	0.031613	3.775148	0.87496719	EUR 3.30
10.06.2025	CLOSE_LONG	QNT	USDT	0.174988	0.00147	0.174988	0.87496719	EUR 0.15
05.06.2025	CLOSE_LONG	QNT	USDT	187.315575	1.553072	187.315575	0.87542677	EUR 163.98
05.06.2025	CLOSE_LONG	QNT	USDT	58.739123	0.485938	58.739123	0.87542677	EUR 51.42
05.06.2025	CLOSE_LONG	QNT	USDT	54.440981	0.447407	54.440981	0.87542677	EUR 47.66
05.06.2025	CLOSE_LONG	QNT	USDT	52.317301	0.433292	52.317301	0.87542677	EUR 45.80
05.06.2025	CLOSE_LONG	QNT	USDT	52.103684	0.42867	52.103684	0.87542677	EUR 45.61
05.06.2025	CLOSE_LONG	QNT	USDT	50.528452	0.416168	50.528452	0.87542677	EUR 44.23
05.06.2025	CLOSE_LONG	QNT	USDT	38.795971	0.319889	38.795971	0.87542677	EUR 33.96
05.06.2025	CLOSE_LONG	QNT	USDT	38.185275	0.316954	38.185275	0.87542677	EUR 33.43
05.06.2025	CLOSE_LONG	QNT	USDT	36.449552	0.29922	36.449552	0.87542677	EUR 31.91
05.06.2025	CLOSE_LONG	QNT	USDT	34.681247	0.285961	34.681247	0.87542677	EUR 30.36
05.06.2025	CLOSE_LONG	QNT	USDT	29.919479	0.247793	29.919479	0.87542677	EUR 26.19
05.06.2025	CLOSE_LONG	QNT	USDT	29.615517	0.503133	29.615517	0.87542677	EUR 25.93
05.06.2025	CLOSE_LONG	QNT	USDT	26.647668	0.221434	26.647668	0.87542677	EUR 23.33

Datum	Trade Event	Coin/Token	Quote	Nominal	Fee	Realized PnL	Wechselkurs	Realized PnL (EUR)
05.06.2025	CLOSE_LONG	QNT	USDT	24.881353	0.415547	24.881353	0.87542677	EUR 21.78
05.06.2025	CLOSE_LONG	QNT	USDT	24.464066	0.407592	24.464066	0.87542677	EUR 21.42
05.06.2025	CLOSE_LONG	QNT	USDT	20.618035	0.346861	20.618035	0.87542677	EUR 18.05
05.06.2025	CLOSE_LONG	QNT	USDT	19.900374	0.338084	19.900374	0.87542677	EUR 17.42
05.06.2025	CLOSE_LONG	QNT	USDT	19.770655	0.163378	19.770655	0.87542677	EUR 17.31
05.06.2025	CLOSE_LONG	QNT	USDT	19.46946	0.330763	19.46946	0.87542677	EUR 17.04
05.06.2025	CLOSE_LONG	QNT	USDT	19.268012	0.159224	19.268012	0.87542677	EUR 16.87
05.06.2025	CLOSE_LONG	QNT	USDT	17.943284	0.299673	17.943284	0.87542677	EUR 15.71
05.06.2025	CLOSE_LONG	QNT	USDT	17.824154	0.302812	17.824154	0.87542677	EUR 15.60
05.06.2025	CLOSE_LONG	QNT	USDT	17.718532	0.145454	17.718532	0.87542677	EUR 15.51
05.06.2025	CLOSE_LONG	QNT	USDT	16.754793	0.138456	16.754793	0.87542677	EUR 14.67
05.06.2025	CLOSE_LONG	QNT	USDT	16.380497	0.135663	16.380497	0.87542677	EUR 14.34
05.06.2025	CLOSE_LONG	QNT	USDT	16.226275	0.133645	16.226275	0.87542677	EUR 14.20
05.06.2025	CLOSE_LONG	QNT	USDT	15.74886	0.266898	15.74886	0.87542677	EUR 13.79
05.06.2025	CLOSE_LONG	QNT	USDT	15.151313	0.124654	15.151313	0.87542677	EUR 13.26
05.06.2025	CLOSE_LONG	QNT	USDT	14.802736	0.249638	14.802736	0.87542677	EUR 12.96
05.06.2025	CLOSE_LONG	QNT	USDT	14.72941	0.250236	14.72941	0.87542677	EUR 12.89
05.06.2025	CLOSE_LONG	QNT	USDT	14.572715	0.247573	14.572715	0.87542677	EUR 12.76
05.06.2025	CLOSE_LONG	QNT	USDT	14.492093	0.245599	14.492093	0.87542677	EUR 12.69
05.06.2025	CLOSE_LONG	QNT	USDT	12.695668	0.213062	12.695668	0.87542677	EUR 11.11
05.06.2025	CLOSE_LONG	QNT	USDT	12.586621	0.103212	12.586621	0.87542677	EUR 11.02
05.06.2025	CLOSE_LONG	QNT	USDT	12.502147	0.10252	12.502147	0.87542677	EUR 10.94
05.06.2025	CLOSE_LONG	QNT	USDT	11.821463	0.20034	11.821463	0.87542677	EUR 10.35
05.06.2025	CLOSE_LONG	QNT	USDT	11.798355	0.096961	11.798355	0.87542677	EUR 10.33
05.06.2025	CLOSE_LONG	QNT	USDT	11.696976	0.192561	11.696976	0.87542677	EUR 10.24
05.06.2025	CLOSE_LONG	QNT	USDT	9.956595	0.16391	9.956595	0.87542677	EUR 8.72
05.06.2025	CLOSE_LONG	QNT	USDT	9.875647	0.162577	9.875647	0.87542677	EUR 8.65
05.06.2025	CLOSE_LONG	QNT	USDT	9.494973	0.161707	9.494973	0.87542677	EUR 8.31
05.06.2025	CLOSE_LONG	QNT	USDT	8.58048	0.141256	8.58048	0.87542677	EUR 7.51
05.06.2025	CLOSE_LONG	QNT	USDT	8.337637	0.137258	8.337637	0.87542677	EUR 7.30
05.06.2025	CLOSE_LONG	QNT	USDT	8.291858	0.139156	8.291858	0.87542677	EUR 7.26
05.06.2025	CLOSE_LONG	QNT	USDT	7.974719	0.132546	7.974719	0.87542677	EUR 6.98
05.06.2025	CLOSE_LONG	QNT	USDT	7.894793	0.13314	7.894793	0.87542677	EUR 6.91
05.06.2025	CLOSE_LONG	QNT	USDT	7.270935	0.060218	7.270935	0.87542677	EUR 6.37
05.06.2025	CLOSE_LONG	QNT	USDT	7.115366	0.118548	7.115366	0.87542677	EUR 6.23
05.06.2025	CLOSE_LONG	QNT	USDT	5.396485	0.08991	5.396485	0.87542677	EUR 4.72
05.06.2025	CLOSE_LONG	QNT	USDT	5.212586	0.042933	5.212586	0.87542677	EUR 4.56
05.06.2025	CLOSE_LONG	QNT	USDT	5.200186	0.042925	5.200186	0.87542677	EUR 4.55
05.06.2025	CLOSE_LONG	QNT	USDT	4.610728	0.078524	4.610728	0.87542677	EUR 4.04
05.06.2025	CLOSE_LONG	QNT	USDT	4.507594	0.037373	4.507594	0.87542677	EUR 3.95
05.06.2025	CLOSE_LONG	QNT	USDT	4.496794	0.037367	4.496794	0.87542677	EUR 3.94
05.06.2025	CLOSE_LONG	QNT	USDT	4.48772	0.036719	4.48772	0.87542677	EUR 3.93
05.06.2025	CLOSE_LONG	QNT	USDT	4.46652	0.036707	4.46652	0.87542677	EUR 3.91
05.06.2025	CLOSE_LONG	QNT	USDT	4.43472	0.036688	4.43472	0.87542677	EUR 3.88
05.06.2025	CLOSE_LONG	QNT	USDT	4.361446	0.036002	4.361446	0.87542677	EUR 3.82
05.06.2025	CLOSE_LONG	QNT	USDT	4.115692	0.069239	4.115692	0.87542677	EUR 3.60
05.06.2025	CLOSE_LONG	QNT	USDT	3.721254	0.030481	3.721254	0.87542677	EUR 3.26
05.06.2025	CLOSE_LONG	QNT	USDT	3.102369	0.051939	3.102369	0.87542677	EUR 2.72

Datum	Trade Event	Coin/Token	Quote	Nominal	Fee	Realized PnL	Wechselkurs	Realized PnL (EUR)
05.06.2025	CLOSE_LONG	QNT	USDT	2.932699	0.048627	2.932699	0.87542677	EUR 2.57
05.06.2025	CLOSE_LONG	QNT	USDT	2.165568	0.03661	2.165568	0.87542677	EUR 1.90
05.06.2025	CLOSE_LONG	QNT	USDT	2.078646	0.034632	2.078646	0.87542677	EUR 1.82
05.06.2025	CLOSE_LONG	QNT	USDT	2.068246	0.034626	2.068246	0.87542677	EUR 1.81
05.06.2025	CLOSE_LONG	QNT	USDT	2.057846	0.03462	2.057846	0.87542677	EUR 1.80
05.06.2025	CLOSE_LONG	QNT	USDT	2.037046	0.034607	2.037046	0.87542677	EUR 1.78
05.06.2025	CLOSE_LONG	QNT	USDT	1.144745	0.019305	1.144745	0.87542677	EUR 1.00
05.06.2025	CLOSE_LONG	QNT	USDT	1.063097	0.017972	1.063097	0.87542677	EUR 0.93
05.06.2025	CLOSE_LONG	QNT	USDT	0.83474	0.006921	0.83474	0.87542677	EUR 0.73
05.06.2025	CLOSE_LONG	QNT	USDT	0.39774	0.006659	0.39774	0.87542677	EUR 0.35
04.06.2025	CLOSE_LONG	XAI	USDT	0.0027	0.001131	-0.0027	0.87842586	EUR-0.00
04.06.2025	CLOSE_LONG	XAI	USDT	0.00693	0.004147	-0.00693	0.87842586	EUR-0.01
04.06.2025	CLOSE_LONG	XAI	USDT	0.014	0.005862	-0.014	0.87842586	EUR-0.01
04.06.2025	CLOSE_LONG	XAI	USDT	0.09522	0.044309	-0.09522	0.87842586	EUR-0.08
04.06.2025	CLOSE_LONG	XAI	USDT	0.117	0.048993	-0.117	0.87842586	EUR-0.10
04.06.2025	CLOSE_LONG	XAI	USDT	0.1278	0.05947	-0.1278	0.87842586	EUR-0.11
04.06.2025	CLOSE_LONG	XAI	USDT	0.15352	0.080379	-0.15352	0.87842586	EUR-0.13
04.06.2025	CLOSE_LONG	FET	USDT	14.3715	0.098832	-14.3715	0.87842586	EUR-12.62
04.06.2025	CLOSE_LONG	FET	USDT	33.176	0.228149	-33.176	0.87842586	EUR-29.14
30.05.2025	CLOSE_LONG	RENDER	USDT	26.235	0.102789	-26.235	0.88191199	EUR-23.14
28.05.2025	CLOSE_LONG	QNT	USDT	77.336244	0.44637	77.336244	0.8836264	EUR 68.34
28.05.2025	CLOSE_LONG	QNT	USDT	61.245211	0.353233	61.245211	0.8836264	EUR 54.12
28.05.2025	CLOSE_LONG	QNT	USDT	55.653185	0.321219	55.653185	0.8836264	EUR 49.18
28.05.2025	CLOSE_LONG	QNT	USDT	55.050878	0.317743	55.050878	0.8836264	EUR 48.64
28.05.2025	CLOSE_LONG	QNT	USDT	54.734893	0.315684	54.734893	0.8836264	EUR 48.37
28.05.2025	CLOSE_LONG	QNT	USDT	52.22058	0.299847	52.22058	0.8836264	EUR 46.14
28.05.2025	CLOSE_LONG	QNT	USDT	52.013419	0.299099	52.013419	0.8836264	EUR 45.96
28.05.2025	CLOSE_LONG	QNT	USDT	52.00508	0.299717	52.00508	0.8836264	EUR 45.95
28.05.2025	CLOSE_LONG	QNT	USDT	51.91888	0.299666	51.91888	0.8836264	EUR 45.88
28.05.2025	CLOSE_LONG	QNT	USDT	50.919127	0.293459	50.919127	0.8836264	EUR 44.99
28.05.2025	CLOSE_LONG	QNT	USDT	49.991497	0.288541	49.991497	0.8836264	EUR 44.17
28.05.2025	CLOSE_LONG	QNT	USDT	49.109206	0.283028	49.109206	0.8836264	EUR 43.39
28.05.2025	CLOSE_LONG	QNT	USDT	45.730685	0.263557	45.730685	0.8836264	EUR 40.41
28.05.2025	CLOSE_LONG	QNT	USDT	45.572224	0.262839	45.572224	0.8836264	EUR 40.27
28.05.2025	CLOSE_LONG	QNT	USDT	42.317065	0.244064	42.317065	0.8836264	EUR 37.39
28.05.2025	CLOSE_LONG	QNT	USDT	40.388082	0.232939	40.388082	0.8836264	EUR 35.69
28.05.2025	CLOSE_LONG	QNT	USDT	39.905836	0.230158	39.905836	0.8836264	EUR 35.26
28.05.2025	CLOSE_LONG	QNT	USDT	39.488991	0.227415	39.488991	0.8836264	EUR 34.89
28.05.2025	CLOSE_LONG	QNT	USDT	38.820783	0.223899	38.820783	0.8836264	EUR 34.30
28.05.2025	CLOSE_LONG	QNT	USDT	38.249676	0.220442	38.249676	0.8836264	EUR 33.80
28.05.2025	CLOSE_LONG	QNT	USDT	37.856292	0.218337	37.856292	0.8836264	EUR 33.45
28.05.2025	CLOSE_LONG	QNT	USDT	36.711477	0.21142	36.711477	0.8836264	EUR 32.44
28.05.2025	CLOSE_LONG	QNT	USDT	35.054279	0.202326	35.054279	0.8836264	EUR 30.97
28.05.2025	CLOSE_LONG	QNT	USDT	33.54388	0.193321	33.54388	0.8836264	EUR 29.64
28.05.2025	CLOSE_LONG	QNT	USDT	32.364066	0.186383	32.364066	0.8836264	EUR 28.60
28.05.2025	CLOSE_LONG	QNT	USDT	32.042743	0.184944	32.042743	0.8836264	EUR 28.31
28.05.2025	CLOSE_LONG	QNT	USDT	31.371974	0.180804	31.371974	0.8836264	EUR 27.72
28.05.2025	CLOSE_LONG	QNT	USDT	29.537553	0.170358	29.537553	0.8836264	EUR 26.10

Datum	Trade Event	Coin/Token	Quote	Nominal	Fee	Realized PnL	Wechselkurs	Realized PnL (EUR)
28.05.2025	CLOSE_LONG	QNT	USDT	28.187977	0.162696	28.187977	0.8836264	EUR 24.91
28.05.2025	CLOSE_LONG	QNT	USDT	25.296902	0.146009	25.296902	0.8836264	EUR 22.35
28.05.2025	CLOSE_LONG	QNT	USDT	22.526289	0.130017	22.526289	0.8836264	EUR 19.90
28.05.2025	CLOSE_LONG	QNT	USDT	21.942182	0.126552	21.942182	0.8836264	EUR 19.39
28.05.2025	CLOSE_LONG	QNT	USDT	20.667306	0.118934	20.667306	0.8836264	EUR 18.26
28.05.2025	CLOSE_LONG	QNT	USDT	12.136144	0.069582	12.136144	0.8836264	EUR 10.72
28.05.2025	CLOSE_LONG	QNT	USDT	12.126144	0.069576	12.126144	0.8836264	EUR 10.71
28.05.2025	CLOSE_LONG	QNT	USDT	12.126144	0.069576	12.126144	0.8836264	EUR 10.71
28.05.2025	CLOSE_LONG	QNT	USDT	12.116144	0.06957	12.116144	0.8836264	EUR 10.71
28.05.2025	CLOSE_LONG	QNT	USDT	12.116144	0.06957	12.116144	0.8836264	EUR 10.71
28.05.2025	CLOSE_LONG	QNT	USDT	12.106144	0.069564	12.106144	0.8836264	EUR 10.70
28.05.2025	CLOSE_LONG	QNT	USDT	12.106144	0.069564	12.106144	0.8836264	EUR 10.70
28.05.2025	CLOSE_LONG	QNT	USDT	12.086144	0.069552	12.086144	0.8836264	EUR 10.68
28.05.2025	CLOSE_LONG	QNT	USDT	12.076144	0.069546	12.076144	0.8836264	EUR 10.67
28.05.2025	CLOSE_LONG	QNT	USDT	10.89553	0.062608	10.89553	0.8836264	EUR 9.63
28.05.2025	CLOSE_LONG	QNT	USDT	10.774468	0.061912	10.774468	0.8836264	EUR 9.52
28.05.2025	CLOSE_LONG	QNT	USDT	10.747768	0.061896	10.747768	0.8836264	EUR 9.50
28.05.2025	CLOSE_LONG	QNT	USDT	10.721068	0.06188	10.721068	0.8836264	EUR 9.47
28.05.2025	CLOSE_LONG	QNT	USDT	9.943438	0.057052	9.943438	0.8836264	EUR 8.79
28.05.2025	CLOSE_LONG	QNT	USDT	9.927038	0.057042	9.927038	0.8836264	EUR 8.77
28.05.2025	CLOSE_LONG	QNT	USDT	9.910638	0.057033	9.910638	0.8836264	EUR 8.76
28.05.2025	CLOSE_LONG	QNT	USDT	9.902438	0.057028	9.902438	0.8836264	EUR 8.75
28.05.2025	CLOSE_LONG	QNT	USDT	9.894238	0.057023	9.894238	0.8836264	EUR 8.74
28.05.2025	CLOSE_LONG	QNT	USDT	9.886038	0.057018	9.886038	0.8836264	EUR 8.74
28.05.2025	CLOSE_LONG	QNT	USDT	9.877838	0.057013	9.877838	0.8836264	EUR 8.73
28.05.2025	CLOSE_LONG	QNT	USDT	9.337131	0.053574	9.337131	0.8836264	EUR 8.25
28.05.2025	CLOSE_LONG	QNT	USDT	8.238978	0.047308	8.238978	0.8836264	EUR 7.28
28.05.2025	CLOSE_LONG	QNT	USDT	8.232178	0.047304	8.232178	0.8836264	EUR 7.27
28.05.2025	CLOSE_LONG	QNT	USDT	7.767132	0.044532	7.767132	0.8836264	EUR 6.86
28.05.2025	CLOSE_LONG	QNT	USDT	7.487209	0.043119	7.487209	0.8836264	EUR 6.62
28.05.2025	CLOSE_LONG	QNT	USDT	7.462409	0.043104	7.462409	0.8836264	EUR 6.59
28.05.2025	CLOSE_LONG	QNT	USDT	7.287686	0.041753	7.287686	0.8836264	EUR 6.44
28.05.2025	CLOSE_LONG	QNT	USDT	6.923302	0.039665	6.923302	0.8836264	EUR 6.12
28.05.2025	CLOSE_LONG	QNT	USDT	6.923302	0.039665	6.923302	0.8836264	EUR 6.12
28.05.2025	CLOSE_LONG	QNT	USDT	6.911902	0.039658	6.911902	0.8836264	EUR 6.11
28.05.2025	CLOSE_LONG	QNT	USDT	6.911902	0.039658	6.911902	0.8836264	EUR 6.11
28.05.2025	CLOSE_LONG	QNT	USDT	6.900502	0.039651	6.900502	0.8836264	EUR 6.10
28.05.2025	CLOSE_LONG	QNT	USDT	6.889102	0.039645	6.889102	0.8836264	EUR 6.09
28.05.2025	CLOSE_LONG	QNT	USDT	6.866302	0.039631	6.866302	0.8836264	EUR 6.07
28.05.2025	CLOSE_LONG	QNT	USDT	6.801841	0.038969	6.801841	0.8836264	EUR 6.01
28.05.2025	CLOSE_LONG	QNT	USDT	6.790641	0.038963	6.790641	0.8836264	EUR 6.00
28.05.2025	CLOSE_LONG	QNT	USDT	6.779441	0.038956	6.779441	0.8836264	EUR 5.99
28.05.2025	CLOSE_LONG	QNT	USDT	6.757041	0.038942	6.757041	0.8836264	EUR 5.97
28.05.2025	CLOSE_LONG	QNT	USDT	6.757041	0.038942	6.757041	0.8836264	EUR 5.97
28.05.2025	CLOSE_LONG	QNT	USDT	6.745841	0.038936	6.745841	0.8836264	EUR 5.96
28.05.2025	CLOSE_LONG	QNT	USDT	5.703988	0.032704	5.703988	0.8836264	EUR 5.04
28.05.2025	CLOSE_LONG	QNT	USDT	5.694588	0.032698	5.694588	0.8836264	EUR 5.03
28.05.2025	CLOSE_LONG	QNT	USDT	5.685188	0.032692	5.685188	0.8836264	EUR 5.02

Datum	Trade Event	Coin/Token	Quote	Nominal	Fee	Realized PnL	Wechselkurs	Realized PnL (EUR)
28.05.2025	CLOSE_LONG	QNT	USDT	5.661688	0.032678	5.661688	0.8836264	EUR 5.00
28.05.2025	CLOSE_LONG	QNT	USDT	5.555026	0.031991	5.555026	0.8836264	EUR 4.91
28.05.2025	CLOSE_LONG	QNT	USDT	2.903075	0.016694	2.903075	0.8836264	EUR 2.57
28.05.2025	CLOSE_LONG	QNT	USDT	0.241923	0.001391	0.241923	0.8836264	EUR 0.21
28.05.2025	CLOSE_LONG	HNT	USDT	0.495	0.03285	-0.495	0.8836264	EUR-0.44
28.05.2025	CLOSE_LONG	POL	USDT	1.1836	0.037009	-1.1836	0.8836264	EUR-1.05
28.05.2025	CLOSE_LONG	HNT	USDT	1.2771	0.084753	-1.2771	0.8836264	EUR-1.13
28.05.2025	CLOSE_LONG	SEI	USDT	2.343739	0.074663	-2.343739	0.8836264	EUR-2.07
28.05.2025	CLOSE_LONG	SEI	USDT	2.401003	0.076487	-2.401003	0.8836264	EUR-2.12
28.05.2025	CLOSE_LONG	HBAR	USDT	2.7735	0.353292	-2.7735	0.8836264	EUR-2.45
28.05.2025	CLOSE_LONG	POL	USDT	3.114	0.095164	-3.114	0.8836264	EUR-2.75
28.05.2025	CLOSE_LONG	POL	USDT	4.896	0.149622	-4.896	0.8836264	EUR-4.33
28.05.2025	CLOSE_LONG	POL	USDT	4.8972	0.153127	-4.8972	0.8836264	EUR-4.33
28.05.2025	CLOSE_LONG	SEI	USDT	6.228348	0.19792	-6.228348	0.8836264	EUR-5.50
28.05.2025	CLOSE_LONG	POL	USDT	21.2175	0.648407	-21.2175	0.8836264	EUR-18.75
27.05.2025	CLOSE_LONG	LINK	USDT	7.426	0.895688	7.426	0.88059176	EUR 6.54
27.05.2025	CLOSE_LONG	LINK	USDT	6.478	0.781345	6.478	0.88059176	EUR 5.70
26.05.2025	CLOSE_LONG	ONDO	USDT	1.07856	0.008128	-1.07856	0.87865741	EUR-0.95
26.05.2025	CLOSE_LONG	ONDO	USDT	1.89504	0.014219	-1.89504	0.87865741	EUR-1.67
26.05.2025	CLOSE_LONG	ONDO	USDT	7.45255	0.05616	-7.45255	0.87865741	EUR-6.55
26.05.2025	CLOSE_LONG	EGLD	USDT	30.784	0.224266	-30.784	0.87865741	EUR-27.05
26.05.2025	CLOSE_LONG	ONDO	USDT	32.40368	0.243131	-32.40368	0.87865741	EUR-28.47
26.05.2025	CLOSE_LONG	LINK	USDT	37.629	0.347141	-37.629	0.87865741	EUR-33.06
26.05.2025	CLOSE_LONG	LINK	USDT	105.352	0.975998	-105.352	0.87865741	EUR-92.57
26.05.2025	CLOSE_LONG	EGLD	USDT	130.822	0.946133	-130.822	0.87865741	EUR-114.95
24.05.2025	CLOSE_LONG	QNT	USDT	0.319298	0.01038	-0.319298	0.88487744	EUR-0.28
24.05.2025	CLOSE_LONG	QNT	USDT	1.081206	0.035764	-1.081206	0.88487744	EUR-0.96
24.05.2025	CLOSE_LONG	AKT	USDT	1.2376	0.041689	-1.2376	0.88487744	EUR-1.10
24.05.2025	CLOSE_LONG	QNT	USDT	1.262794	0.041528	-1.262794	0.88487744	EUR-1.12
24.05.2025	CLOSE_LONG	QNT	USDT	1.269994	0.041524	-1.269994	0.88487744	EUR-1.12
24.05.2025	CLOSE_LONG	QNT	USDT	1.273655	0.040934	-1.273655	0.88487744	EUR-1.13
24.05.2025	CLOSE_LONG	QNT	USDT	1.284394	0.041515	-1.284394	0.88487744	EUR-1.14
24.05.2025	CLOSE_LONG	QNT	USDT	1.411104	0.046138	-1.411104	0.88487744	EUR-1.25
24.05.2025	CLOSE_LONG	QNT	USDT	2.622304	0.08476	-2.622304	0.88487744	EUR-2.32
24.05.2025	CLOSE_LONG	QNT	USDT	2.97908	0.096292	-2.97908	0.88487744	EUR-2.64
24.05.2025	CLOSE_LONG	QNT	USDT	4.427339	0.144757	-4.427339	0.88487744	EUR-3.92
24.05.2025	CLOSE_LONG	QNT	USDT	9.224176	0.299863	-9.224176	0.88487744	EUR-8.16
24.05.2025	CLOSE_LONG	AKT	USDT	10.8388	0.365113	-10.8388	0.88487744	EUR-9.59
24.05.2025	CLOSE_LONG	QNT	USDT	17.364759	0.558091	-17.364759	0.88487744	EUR-15.37
23.05.2025	CLOSE_SHORT	FET	USDT	5.115	0.079281	5.115	0.88487744	EUR 4.53
23.05.2025	CLOSE_SHORT	FET	USDT	5.0127	0.077695	5.0127	0.88487744	EUR 4.44
23.05.2025	CLOSE_LONG	FET	USDT	31.213	0.248867	31.213	0.88487744	EUR 27.62
23.05.2025	CLOSE_LONG	FET	USDT	8.879	0.071081	8.879	0.88487744	EUR 7.86
23.05.2025	CLOSE_LONG	PRCL	USDT	0.1628	0.00154	-0.1628	0.88487744	EUR-0.14
23.05.2025	CLOSE_LONG	OP	USDT	1.77708	0.046306	-1.77708	0.88487744	EUR-1.57
23.05.2025	CLOSE_LONG	SEI	USDT	2.62524	0.036667	-2.62524	0.88487744	EUR-2.32
23.05.2025	CLOSE_LONG	OP	USDT	2.67624	0.069736	-2.67624	0.88487744	EUR-2.37
23.05.2025	CLOSE_LONG	ASTR	USDT	2.99136	0.035282	-2.99136	0.88487744	EUR-2.65

Datum	Trade Event	Coin/Token	Quote	Nominal	Fee	Realized PnL	Wechselkurs	Realized PnL (EUR)
23.05.2025	CLOSE_LONG	ASTR	USDT	3.0753	0.036023	-3.0753	0.88487744	EUR-2.72
23.05.2025	CLOSE_LONG	PRCL	USDT	3.7222	0.03522	-3.7222	0.88487744	EUR-3.29
23.05.2025	CLOSE_LONG	ASTR	USDT	3.74391	0.043855	-3.74391	0.88487744	EUR-3.31
23.05.2025	CLOSE_LONG	ASTR	USDT	4.59	0.053766	-4.59	0.88487744	EUR-4.06
23.05.2025	CLOSE_LONG	XAI	USDT	5.49732	0.055961	-5.49732	0.88487744	EUR-4.86
23.05.2025	CLOSE_LONG	SEI	USDT	5.511	0.076973	-5.511	0.88487744	EUR-4.88
23.05.2025	CLOSE_LONG	PRCL	USDT	6.3566	0.060147	-6.3566	0.88487744	EUR-5.62
23.05.2025	CLOSE_LONG	ICP	USDT	6.41686	0.090612	-6.41686	0.88487744	EUR-5.68
23.05.2025	CLOSE_LONG	PRCL	USDT	7.40	0.07002	-7.40	0.88487744	EUR-6.55
23.05.2025	CLOSE_LONG	OP	USDT	8.85	0.23061	-8.85	0.88487744	EUR-7.83
23.05.2025	CLOSE_LONG	POL	USDT	13.442	0.134458	-13.442	0.88487744	EUR-11.89
23.05.2025	CLOSE_LONG	POL	USDT	14.4716	0.144756	-14.4716	0.88487744	EUR-12.81
23.05.2025	CLOSE_LONG	ARB	USDT	26.35808	0.221187	-26.35808	0.88487744	EUR-23.32
22.05.2025	CLOSE_LONG	QNT	USDT	17.319138	0.371583	17.319138	0.88425148	EUR 15.31
22.05.2025	CLOSE_LONG	QNT	USDT	17.211071	0.367994	17.211071	0.88425148	EUR 15.22
22.05.2025	CLOSE_LONG	QNT	USDT	14.265555	0.299862	14.265555	0.88425148	EUR 12.61
22.05.2025	CLOSE_LONG	QNT	USDT	14.237322	0.303369	14.237322	0.88425148	EUR 12.59
22.05.2025	CLOSE_LONG	QNT	USDT	11.448969	0.246489	11.448969	0.88425148	EUR 10.12
22.05.2025	CLOSE_LONG	QNT	USDT	11.056113	0.238031	11.056113	0.88425148	EUR 9.78
22.05.2025	CLOSE_LONG	QNT	USDT	10.775501	0.23199	10.775501	0.88425148	EUR 9.53
22.05.2025	CLOSE_LONG	QNT	USDT	3.216116	0.068295	3.216116	0.88425148	EUR 2.84
22.05.2025	CLOSE_LONG	QNT	USDT	2.86612	0.06045	2.86612	0.88425148	EUR 2.53
22.05.2025	CLOSE_LONG	QNT	USDT	2.84612	0.060438	2.84612	0.88425148	EUR 2.52
22.05.2025	CLOSE_LONG	QNT	USDT	1.858639	0.039877	1.858639	0.88425148	EUR 1.64
22.05.2025	CLOSE_LONG	QNT	USDT	1.856478	0.039289	1.856478	0.88425148	EUR 1.64
22.05.2025	CLOSE_LONG	QNT	USDT	1.843478	0.039281	1.843478	0.88425148	EUR 1.63
22.05.2025	CLOSE_LONG	QNT	USDT	1.758394	0.037468	1.758394	0.88425148	EUR 1.55
22.05.2025	CLOSE_LONG	QNT	USDT	1.622288	0.03445	1.622288	0.88425148	EUR 1.43
22.05.2025	CLOSE_LONG	QNT	USDT	1.616588	0.034446	1.616588	0.88425148	EUR 1.43
22.05.2025	CLOSE_LONG	QNT	USDT	1.605188	0.034439	1.605188	0.88425148	EUR 1.42
22.05.2025	CLOSE_LONG	QNT	USDT	1.599488	0.034436	1.599488	0.88425148	EUR 1.41
19.05.2025	CLOSE_LONG	QNT	USDT	1.235261	0.012155	-1.235261	0.88794175	EUR-1.10
19.05.2025	CLOSE_LONG	QNT	USDT	3.649635	0.035911	-3.649635	0.88794175	EUR-3.24
19.05.2025	CLOSE_LONG	QNT	USDT	3.662635	0.035903	-3.662635	0.88794175	EUR-3.25
19.05.2025	CLOSE_LONG	QNT	USDT	3.682135	0.035892	-3.682135	0.88794175	EUR-3.27
19.05.2025	CLOSE_LONG	QNT	USDT	3.688635	0.035888	-3.688635	0.88794175	EUR-3.28
19.05.2025	CLOSE_LONG	QNT	USDT	3.695135	0.035884	-3.695135	0.88794175	EUR-3.28
19.05.2025	CLOSE_LONG	QNT	USDT	3.701635	0.03588	-3.701635	0.88794175	EUR-3.29
19.05.2025	CLOSE_LONG	QNT	USDT	4.716451	0.046408	-4.716451	0.88794175	EUR-4.19
19.05.2025	CLOSE_LONG	QNT	USDT	7.758559	0.075064	-7.758559	0.88794175	EUR-6.89
19.05.2025	CLOSE_LONG	QNT	USDT	20.216621	0.19596	-20.216621	0.88794175	EUR-17.95
19.05.2025	CLOSE_LONG	QNT	USDT	23.16158	0.224088	-23.16158	0.88794175	EUR-20.57
19.05.2025	CLOSE_LONG	QNT	USDT	23.960255	0.231815	-23.960255	0.88794175	EUR-21.28
19.05.2025	CLOSE_LONG	QNT	USDT	24.302545	0.235126	-24.302545	0.88794175	EUR-21.58
19.05.2025	CLOSE_LONG	QNT	USDT	26.128088	0.252789	-26.128088	0.88794175	EUR-23.20
19.05.2025	CLOSE_LONG	QNT	USDT	29.836223	0.288665	-29.836223	0.88794175	EUR-26.49
19.05.2025	CLOSE_LONG	QNT	USDT	31.321525	0.3036	-31.321525	0.88794175	EUR-27.81
19.05.2025	CLOSE_LONG	QNT	USDT	32.1752	0.311294	-32.1752	0.88794175	EUR-28.57

Datum	Trade Event	Coin/Token	Quote	Nominal	Fee	Realized PnL	Wechselkurs	Realized PnL (EUR)
17.05.2025	CLOSE_LONG	IO	USDT	7.01029	0.01932	-7.01029	0.89333572	EUR-6.26
17.05.2025	CLOSE_LONG	POL	USDT	12.189907	0.058805	-12.189907	0.89333572	EUR-10.89
17.05.2025	CLOSE_LONG	ARB	USDT	14.08464	0.036339	-14.08464	0.89333572	EUR-12.58
17.05.2025	CLOSE_LONG	AKT	USDT	14.100062	0.045331	-14.100062	0.89333572	EUR-12.60
17.05.2025	CLOSE_LONG	MANTA	USDT	14.336531	0.03126	-14.336531	0.89333572	EUR-12.81
17.05.2025	CLOSE_LONG	AKT	USDT	14.38094	0.046234	-14.38094	0.89333572	EUR-12.85
17.05.2025	CLOSE_LONG	AKT	USDT	14.657642	0.046925	-14.657642	0.89333572	EUR-13.09
17.05.2025	CLOSE_LONG	MANTA	USDT	15.13553	0.033061	-15.13553	0.89333572	EUR-13.52
17.05.2025	CLOSE_LONG	MANTA	USDT	15.335095	0.033437	-15.335095	0.89333572	EUR-13.70
17.05.2025	CLOSE_LONG	MANTA	USDT	15.463482	0.033717	-15.463482	0.89333572	EUR-13.81
17.05.2025	CLOSE_LONG	IO	USDT	16.023519	0.04416	-16.023519	0.89333572	EUR-14.31
17.05.2025	CLOSE_LONG	IO	USDT	16.103519	0.044112	-16.103519	0.89333572	EUR-14.39
17.05.2025	CLOSE_LONG	IO	USDT	16.304813	0.044663	-16.304813	0.89333572	EUR-14.57
17.05.2025	CLOSE_LONG	ONDO	USDT	16.55059	0.074658	-16.55059	0.89333572	EUR-14.79
17.05.2025	CLOSE_LONG	IO	USDT	18.098459	0.049637	-18.098459	0.89333572	EUR-16.17
17.05.2025	CLOSE_LONG	SEI	USDT	22.86614	0.074695	-22.86614	0.89333572	EUR-20.43
17.05.2025	CLOSE_LONG	SEI	USDT	23.238283	0.07591	-23.238283	0.89333572	EUR-20.76
17.05.2025	CLOSE_LONG	IO	USDT	28.297852	0.077798	-28.297852	0.89333572	EUR-25.28
17.05.2025	CLOSE_LONG	POL	USDT	29.16356	0.140688	-29.16356	0.89333572	EUR-26.05
17.05.2025	CLOSE_LONG	MANTA	USDT	35.663012	0.07776	-35.663012	0.89333572	EUR-31.86
17.05.2025	CLOSE_LONG	IO	USDT	39.453621	0.108074	-39.453621	0.89333572	EUR-35.25
17.05.2025	CLOSE_LONG	IO	USDT	40.058797	0.1104	-40.058797	0.89333572	EUR-35.79
17.05.2025	CLOSE_LONG	IO	USDT	40.118797	0.110364	-40.118797	0.89333572	EUR-35.84
17.05.2025	CLOSE_LONG	POL	USDT	40.517752	0.195462	-40.517752	0.89333572	EUR-36.20
17.05.2025	CLOSE_LONG	IO	USDT	42.653125	0.11691	-42.653125	0.89333572	EUR-38.10
17.05.2025	CLOSE_LONG	AKT	USDT	42.732665	0.136804	-42.732665	0.89333572	EUR-38.17
17.05.2025	CLOSE_LONG	AKT	USDT	46.007773	0.147911	-46.007773	0.89333572	EUR-41.10
17.05.2025	CLOSE_LONG	ONDO	USDT	47.8832	0.215795	-47.8832	0.89333572	EUR-42.78
17.05.2025	CLOSE_LONG	ONDO	USDT	51.8317	0.23359	-51.8317	0.89333572	EUR-46.30
17.05.2025	CLOSE_LONG	FET	USDT	61.922748	0.22449	-61.922748	0.89333572	EUR-55.32
17.05.2025	CLOSE_LONG	IO	USDT	65.29584	0.179952	-65.29584	0.89333572	EUR-58.33
17.05.2025	CLOSE_LONG	SEI	USDT	94.321908	0.307937	-94.321908	0.89333572	EUR-84.26
17.05.2025	CLOSE_LONG	FET	USDT	97.590252	0.353796	-97.590252	0.89333572	EUR-87.18
17.05.2025	CLOSE_LONG	POL	USDT	172.906481	0.83412	-172.906481	0.89333572	EUR-154.46
17.05.2025	CLOSE_LONG	ARB	USDT	177.681334	0.458426	-177.681334	0.89333572	EUR-158.73
16.05.2025	CLOSE_LONG	QNT	USDT	0.059061	0.001147	-0.059061	0.89333572	EUR-0.05
16.05.2025	CLOSE_LONG	QNT	USDT	0.320437	0.006312	-0.320437	0.89333572	EUR-0.29
16.05.2025	CLOSE_LONG	QNT	USDT	0.876919	0.017212	-0.876919	0.89333572	EUR-0.78
16.05.2025	CLOSE_LONG	QNT	USDT	1.434939	0.026928	-1.434939	0.89333572	EUR-1.28
16.05.2025	CLOSE_LONG	QNT	USDT	1.799899	0.035578	-1.799899	0.89333572	EUR-1.61
16.05.2025	CLOSE_LONG	QNT	USDT	1.810029	0.036163	-1.810029	0.89333572	EUR-1.62
16.05.2025	CLOSE_LONG	QNT	USDT	1.812299	0.035571	-1.812299	0.89333572	EUR-1.62
16.05.2025	CLOSE_LONG	QNT	USDT	1.824699	0.035563	-1.824699	0.89333572	EUR-1.63
16.05.2025	CLOSE_LONG	QNT	USDT	1.830899	0.035559	-1.830899	0.89333572	EUR-1.64
16.05.2025	CLOSE_LONG	QNT	USDT	1.886699	0.035526	-1.886699	0.89333572	EUR-1.69
16.05.2025	CLOSE_LONG	QNT	USDT	1.917129	0.036099	-1.917129	0.89333572	EUR-1.71
16.05.2025	CLOSE_LONG	QNT	USDT	1.923429	0.036095	-1.923429	0.89333572	EUR-1.72
16.05.2025	CLOSE_LONG	QNT	USDT	2.277619	0.045343	-2.277619	0.89333572	EUR-2.03

Datum	Trade Event	Coin/Token	Quote	Nominal	Fee	Realized PnL	Wechselkurs	Realized PnL (EUR)
16.05.2025	CLOSE_LONG	QNT	USDT	2.36245	0.045883	-2.36245	0.89333572	EUR-2.11
16.05.2025	CLOSE_LONG	QNT	USDT	2.903732	0.056792	-2.903732	0.89333572	EUR-2.59
16.05.2025	CLOSE_LONG	QNT	USDT	9.124964	0.177224	-9.124964	0.89333572	EUR-8.15
16.05.2025	CLOSE_LONG	QNT	USDT	9.363278	0.18122	-9.363278	0.89333572	EUR-8.36
16.05.2025	CLOSE_LONG	QNT	USDT	12.059665	0.233406	-12.059665	0.89333572	EUR-10.77
16.05.2025	CLOSE_LONG	QNT	USDT	14.874574	0.287887	-14.874574	0.89333572	EUR-13.29
16.05.2025	CLOSE_LONG	QNT	USDT	53.92774	1.043734	-53.92774	0.89333572	EUR-48.18
16.05.2025	CLOSE_LONG	QNT	USDT	123.992775	2.319018	-123.992775	0.89333572	EUR-110.77
13.05.2025	CLOSE_LONG	KAS	USDT	6.68674	0.061651	6.68674	0.89992801	EUR 6.02
13.05.2025	CLOSE_LONG	QNT	USDT	2.997509	0.389664	2.997509	0.89992801	EUR 2.70
13.05.2025	CLOSE_LONG	QNT	USDT	2.236218	0.267408	2.236218	0.89992801	EUR 2.01
13.05.2025	CLOSE_LONG	QNT	USDT	2.087137	0.249581	2.087137	0.89992801	EUR 1.88
13.05.2025	CLOSE_LONG	QNT	USDT	1.490396	0.174724	1.490396	0.89992801	EUR 1.34
13.05.2025	CLOSE_LONG	QNT	USDT	1.368127	0.17406	1.368127	0.89992801	EUR 1.23
13.05.2025	CLOSE_LONG	QNT	USDT	1.260363	0.167491	1.260363	0.89992801	EUR 1.13
13.05.2025	CLOSE_LONG	QNT	USDT	1.176095	0.137878	1.176095	0.89992801	EUR 1.06
13.05.2025	CLOSE_LONG	QNT	USDT	1.087417	0.135459	1.087417	0.89992801	EUR 0.98
13.05.2025	CLOSE_LONG	QNT	USDT	0.996799	0.124171	0.996799	0.89992801	EUR 0.90
13.05.2025	CLOSE_LONG	QNT	USDT	0.800945	0.090352	0.800945	0.89992801	EUR 0.72
13.05.2025	CLOSE_LONG	QNT	USDT	0.753947	0.09801	0.753947	0.89992801	EUR 0.68
13.05.2025	CLOSE_LONG	KAS	USDT	0.47775	0.004399	0.47775	0.89992801	EUR 0.43
13.05.2025	CLOSE_LONG	QNT	USDT	0.42155	0.047554	0.42155	0.89992801	EUR 0.38
13.05.2025	CLOSE_LONG	QNT	USDT	0.41355	0.047549	0.41355	0.89992801	EUR 0.37
13.05.2025	CLOSE_LONG	QNT	USDT	0.40555	0.047544	0.40555	0.89992801	EUR 0.36
13.05.2025	CLOSE_LONG	QNT	USDT	0.39755	0.047539	0.39755	0.89992801	EUR 0.36
13.05.2025	CLOSE_LONG	QNT	USDT	0.38955	0.047534	0.38955	0.89992801	EUR 0.35
13.05.2025	CLOSE_LONG	QNT	USDT	0.38155	0.04753	0.38155	0.89992801	EUR 0.34
13.05.2025	CLOSE_LONG	QNT	USDT	0.36555	0.04752	0.36555	0.89992801	EUR 0.33
13.05.2025	CLOSE_LONG	QNT	USDT	0.357701	0.036873	0.357701	0.89992801	EUR 0.32
13.05.2025	CLOSE_LONG	QNT	USDT	0.351501	0.036869	0.351501	0.89992801	EUR 0.32
13.05.2025	CLOSE_LONG	QNT	USDT	0.33084	0.038039	0.33084	0.89992801	EUR 0.30
13.05.2025	CLOSE_LONG	QNT	USDT	0.313071	0.037437	0.313071	0.89992801	EUR 0.28
13.05.2025	CLOSE_LONG	QNT	USDT	0.300471	0.03743	0.300471	0.89992801	EUR 0.27
13.05.2025	CLOSE_LONG	QNT	USDT	0.293193	0.03506	0.293193	0.89992801	EUR 0.26
13.05.2025	CLOSE_LONG	KAS	USDT	0.1764	0.001624	0.1764	0.89992801	EUR 0.16
13.05.2025	CLOSE_LONG	QNT	USDT	0.113418	0.011302	0.113418	0.89992801	EUR 0.10
13.05.2025	CLOSE_LONG	QNT	USDT	0.089387	0.011879	0.089387	0.89992801	EUR 0.08
12.05.2025	CLOSE_LONG	LINK	USDT	59.21311	1.96344	59.21311	0.90041419	EUR 53.32
12.05.2025	CLOSE_LONG	QNT	USDT	26.394169	0.847901	26.394169	0.90041419	EUR 23.77
12.05.2025	CLOSE_LONG	ICP	USDT	18.20	0.33984	18.20	0.90041419	EUR 16.39
12.05.2025	CLOSE_LONG	QNT	USDT	16.333696	0.52749	16.333696	0.90041419	EUR 14.71
12.05.2025	CLOSE_LONG	QNT	USDT	16.315156	0.526891	16.315156	0.90041419	EUR 14.69
12.05.2025	CLOSE_LONG	QNT	USDT	15.480858	0.499948	15.480858	0.90041419	EUR 13.94
12.05.2025	CLOSE_LONG	QNT	USDT	8.567598	0.265454	8.567598	0.90041419	EUR 7.71
12.05.2025	CLOSE_LONG	QNT	USDT	8.412878	0.260661	8.412878	0.90041419	EUR 7.58
12.05.2025	CLOSE_LONG	EGLD	USDT	5.655755	0.242692	5.655755	0.90041419	EUR 5.09
12.05.2025	CLOSE_LONG	EGLD	USDT	5.510568	0.228	5.510568	0.90041419	EUR 4.96
12.05.2025	CLOSE_LONG	EGLD	USDT	5.310568	0.22788	5.310568	0.90041419	EUR 4.78

Datum	Trade Event	Coin/Token	Quote	Nominal	Fee	Realized PnL	Wechselkurs	Realized PnL (EUR)
12.05.2025	CLOSE_LONG	QNT	USDT	4.560828	0.14729	4.560828	0.90041419	EUR 4.11
12.05.2025	CLOSE_LONG	EGLD	USDT	3.091894	0.137795	3.091894	0.90041419	EUR 2.78
12.05.2025	CLOSE_LONG	QNT	USDT	1.975835	0.063473	1.975835	0.90041419	EUR 1.78
12.05.2025	CLOSE_LONG	QNT	USDT	1.733515	0.055688	1.733515	0.90041419	EUR 1.56
12.05.2025	CLOSE_LONG	EGLD	USDT	1.598065	0.06612	1.598065	0.90041419	EUR 1.44
12.05.2025	CLOSE_LONG	EGLD	USDT	1.59317	0.068364	1.59317	0.90041419	EUR 1.43
12.05.2025	CLOSE_LONG	EGLD	USDT	1.540065	0.066085	1.540065	0.90041419	EUR 1.39
12.05.2025	CLOSE_LONG	EGLD	USDT	1.456512	0.064912	1.456512	0.90041419	EUR 1.31
12.05.2025	CLOSE_LONG	QNT	USDT	1.218417	0.037751	1.218417	0.90041419	EUR 1.10
12.05.2025	CLOSE_LONG	QNT	USDT	1.199357	0.038327	1.199357	0.90041419	EUR 1.08
12.05.2025	CLOSE_LONG	QNT	USDT	0.483499	0.014981	0.483499	0.90041419	EUR 0.44
12.05.2025	CLOSE_LONG	ALGO	USDT	1.494906	0.073683	-1.494906	0.90041419	EUR-1.35
12.05.2025	CLOSE_LONG	ALGO	USDT	2.58144	0.131906	-2.58144	0.90041419	EUR-2.32
12.05.2025	CLOSE_LONG	ALGO	USDT	2.621452	0.13395	-2.621452	0.90041419	EUR-2.36
12.05.2025	CLOSE_LONG	ALGO	USDT	2.751623	0.135627	-2.751623	0.90041419	EUR-2.48
11.05.2025	CLOSE_LONG	QNT	USDT	111.642748	1.6359	111.642748	0.88873089	EUR 99.22
11.05.2025	CLOSE_LONG	LINK	USDT	92.373489	1.009741	92.373489	0.88873089	EUR 82.10
11.05.2025	CLOSE_LONG	QNT	USDT	35.657802	0.517626	35.657802	0.88873089	EUR 31.69
11.05.2025	CLOSE_LONG	EGLD	USDT	19.910568	0.23664	19.910568	0.88873089	EUR 17.70
11.05.2025	CLOSE_LONG	QNT	USDT	15.090533	0.221643	15.090533	0.88873089	EUR 13.41
11.05.2025	CLOSE_LONG	EGLD	USDT	10.446601	0.125356	10.446601	0.88873089	EUR 9.28
11.05.2025	CLOSE_LONG	QNT	USDT	10.236272	0.148249	10.236272	0.88873089	EUR 9.10
11.05.2025	CLOSE_LONG	QNT	USDT	8.235058	0.119544	8.235058	0.88873089	EUR 7.32
11.05.2025	CLOSE_LONG	QNT	USDT	4.526057	0.06632	4.526057	0.88873089	EUR 4.02
11.05.2025	CLOSE_LONG	ALGO	USDT	4.320692	0.151454	4.320692	0.88873089	EUR 3.84
11.05.2025	CLOSE_LONG	QNT	USDT	4.044979	0.058582	4.044979	0.88873089	EUR 3.59
11.05.2025	CLOSE_LONG	QNT	USDT	2.704369	0.039442	2.704369	0.88873089	EUR 2.40
11.05.2025	CLOSE_LONG	QNT	USDT	2.689394	0.03886	2.689394	0.88873089	EUR 2.39
11.05.2025	CLOSE_LONG	QNT	USDT	2.682894	0.038856	2.682894	0.88873089	EUR 2.38
11.05.2025	CLOSE_LONG	QNT	USDT	2.594043	0.037656	2.594043	0.88873089	EUR 2.31
11.05.2025	CLOSE_LONG	AKT	USDT	2.230841	0.092847	2.230841	0.88873089	EUR 1.98
11.05.2025	CLOSE_LONG	AKT	USDT	1.225926	0.049169	1.225926	0.88873089	EUR 1.09
11.05.2025	CLOSE_LONG	AKT	USDT	1.220502	0.048951	1.220502	0.88873089	EUR 1.08
11.05.2025	CLOSE_LONG	AKT	USDT	1.178114	0.049033	1.178114	0.88873089	EUR 1.05
11.05.2025	CLOSE_LONG	ALGO	USDT	0.33166	0.011626	0.33166	0.88873089	EUR 0.29
11.05.2025	CLOSE_LONG	IO	USDT	0.011153	0.006173	-0.011153	0.88873089	EUR-0.01
11.05.2025	CLOSE_LONG	IO	USDT	0.087312	0.053096	-0.087312	0.88873089	EUR-0.08
11.05.2025	CLOSE_LONG	IO	USDT	0.089342	0.054331	-0.089342	0.88873089	EUR-0.08
11.05.2025	CLOSE_LONG	FET	USDT	0.185733	0.01451	-0.185733	0.88873089	EUR-0.17
11.05.2025	CLOSE_LONG	IO	USDT	0.229742	0.127172	-0.229742	0.88873089	EUR-0.20
11.05.2025	CLOSE_LONG	XDC	USDT	0.483	0.0326	-0.483	0.88873089	EUR-0.43
11.05.2025	CLOSE_LONG	XDC	USDT	0.536	0.037267	-0.536	0.88873089	EUR-0.48
11.05.2025	CLOSE_LONG	FET	USDT	0.882	0.069968	-0.882	0.88873089	EUR-0.78
11.05.2025	CLOSE_LONG	FET	USDT	0.895067	0.071004	-0.895067	0.88873089	EUR-0.80
11.05.2025	CLOSE_LONG	FET	USDT	0.8955	0.06996	-0.8955	0.88873089	EUR-0.80
11.05.2025	CLOSE_LONG	XDC	USDT	1.863	0.125744	-1.863	0.88873089	EUR-1.66
11.05.2025	CLOSE_LONG	ARB	USDT	6.00871	0.181781	-6.00871	0.88873089	EUR-5.34
09.05.2025	CLOSE_LONG	FET	USDT	136.47793	1.223402	136.47793	0.88873089	EUR 121.29

Datum	Trade Event	Coin/Token	Quote	Nominal	Fee	Realized PnL	Wechselkurs	Realized PnL (EUR)
09.05.2025	CLOSE_LONG	IO	USDT	119.936971	0.790995	119.936971	0.88873089	EUR 106.59
09.05.2025	CLOSE_LONG	LINK	USDT	116.853401	0.820182	116.853401	0.88873089	EUR 103.85
09.05.2025	CLOSE_LONG	ICP	USDT	55.030858	0.552295	55.030858	0.88873089	EUR 48.91
09.05.2025	CLOSE_LONG	ALGO	USDT	45.7395	0.238326	45.7395	0.88873089	EUR 40.65
09.05.2025	CLOSE_LONG	ONDO	USDT	36.680855	0.602585	36.680855	0.88873089	EUR 32.60
09.05.2025	CLOSE_LONG	HBAR	USDT	35.716178	2.122332	35.716178	0.88873089	EUR 31.74
09.05.2025	CLOSE_LONG	AKT	USDT	31.703659	0.299858	31.703659	0.88873089	EUR 28.18
09.05.2025	CLOSE_LONG	ALGO	USDT	30.85323	0.160761	30.85323	0.88873089	EUR 27.42
09.05.2025	CLOSE_LONG	ARB	USDT	27.797142	0.487325	27.797142	0.88873089	EUR 24.70
09.05.2025	CLOSE_LONG	ONDO	USDT	20.805777	0.341793	20.805777	0.88873089	EUR 18.49
09.05.2025	CLOSE_LONG	ONDO	USDT	18.480882	0.3036	18.480882	0.88873089	EUR 16.42
09.05.2025	CLOSE_LONG	ARB	USDT	15.939898	0.27945	15.939898	0.88873089	EUR 14.17
09.05.2025	CLOSE_LONG	ICP	USDT	15.932501	0.1599	15.932501	0.88873089	EUR 14.16
09.05.2025	CLOSE_LONG	AKT	USDT	15.006176	0.143095	15.006176	0.88873089	EUR 13.34
09.05.2025	CLOSE_LONG	EGLD	USDT	10.094424	0.22476	10.094424	0.88873089	EUR 8.97
09.05.2025	CLOSE_LONG	ONDO	USDT	8.966924	0.147307	8.966924	0.88873089	EUR 7.97
09.05.2025	CLOSE_LONG	ICP	USDT	8.966183	0.089721	8.966183	0.88873089	EUR 7.97
09.05.2025	CLOSE_LONG	ICP	USDT	8.934947	0.089672	8.934947	0.88873089	EUR 7.94
09.05.2025	CLOSE_LONG	ICP	USDT	8.790376	0.087962	8.790376	0.88873089	EUR 7.81
09.05.2025	CLOSE_LONG	EGLD	USDT	7.051681	0.154043	7.051681	0.88873089	EUR 6.27
09.05.2025	CLOSE_LONG	ONDO	USDT	6.930331	0.11385	6.930331	0.88873089	EUR 6.16
09.05.2025	CLOSE_LONG	ONDO	USDT	6.885977	0.113121	6.885977	0.88873089	EUR 6.12
09.05.2025	CLOSE_LONG	AKT	USDT	6.347644	0.060037	6.347644	0.88873089	EUR 5.64
09.05.2025	CLOSE_LONG	AKT	USDT	5.840754	0.055243	5.840754	0.88873089	EUR 5.19
09.05.2025	CLOSE_LONG	AKT	USDT	5.790054	0.055212	5.790054	0.88873089	EUR 5.15
09.05.2025	CLOSE_LONG	AKT	USDT	5.760113	0.05448	5.760113	0.88873089	EUR 5.12
09.05.2025	CLOSE_LONG	IO	USDT	4.51268	0.029731	4.51268	0.88873089	EUR 4.01
09.05.2025	CLOSE_LONG	EGLD	USDT	4.138714	0.092152	4.138714	0.88873089	EUR 3.68
09.05.2025	CLOSE_LONG	EGLD	USDT	3.191272	0.069713	3.191272	0.88873089	EUR 2.84
09.05.2025	CLOSE_LONG	EGLD	USDT	3.139799	0.068588	3.139799	0.88873089	EUR 2.79
09.05.2025	CLOSE_LONG	EGLD	USDT	3.078799	0.068552	3.078799	0.88873089	EUR 2.74
09.05.2025	CLOSE_LONG	IO	USDT	2.47755	0.016323	2.47755	0.88873089	EUR 2.20
09.05.2025	CLOSE_LONG	ASTR	USDT	2.2761	0.042536	2.2761	0.88873089	EUR 2.02
09.05.2025	CLOSE_LONG	ASTR	USDT	2.251058	0.041661	2.251058	0.88873089	EUR 2.00
09.05.2025	CLOSE_LONG	ONDO	USDT	2.191833	0.036007	2.191833	0.88873089	EUR 1.95
09.05.2025	CLOSE_LONG	EGLD	USDT	2.110357	0.0461	2.110357	0.88873089	EUR 1.88
09.05.2025	CLOSE_LONG	EGLD	USDT	1.647108	0.035981	1.647108	0.88873089	EUR 1.46
09.05.2025	CLOSE_LONG	HBAR	USDT	1.644032	0.097214	1.644032	0.88873089	EUR 1.46
09.05.2025	CLOSE_LONG	ASTR	USDT	1.394582	0.026062	1.394582	0.88873089	EUR 1.24
09.05.2025	CLOSE_LONG	ICP	USDT	1.300976	0.013018	1.300976	0.88873089	EUR 1.16
09.05.2025	CLOSE_LONG	PRCL	USDT	1.245144	0.06732	1.245144	0.88873089	EUR 1.11
09.05.2025	CLOSE_LONG	PRCL	USDT	0.84206	0.04218	0.84206	0.88873089	EUR 0.75
09.05.2025	CLOSE_LONG	PRCL	USDT	0.823228	0.041237	0.823228	0.88873089	EUR 0.73
09.05.2025	CLOSE_LONG	PRCL	USDT	0.77448	0.041873	0.77448	0.88873089	EUR 0.69
09.05.2025	CLOSE_LONG	PRCL	USDT	0.669888	0.036218	0.669888	0.88873089	EUR 0.60
09.05.2025	CLOSE_LONG	ATH	USDT	0.557572	0.03927	0.557572	0.88873089	EUR 0.50
09.05.2025	CLOSE_LONG	ATH	USDT	0.541754	0.039469	0.541754	0.88873089	EUR 0.48
09.05.2025	CLOSE_LONG	ATH	USDT	0.507174	0.036949	0.507174	0.88873089	EUR 0.45

Datum	Trade Event	Coin/Token	Quote	Nominal	Fee	Realized PnL	Wechselkurs	Realized PnL (EUR)
09.05.2025	CLOSE_LONG	EGLD	USDT	0.445249	0.010109	0.445249	0.88873089	EUR 0.40
09.05.2025	CLOSE_LONG	ONDO	USDT	0.365921	0.006011	0.365921	0.88873089	EUR 0.33
09.05.2025	CLOSE_LONG	ARB	USDT	0.342389	0.006003	0.342389	0.88873089	EUR 0.30
09.05.2025	CLOSE_LONG	EGLD	USDT	0.308833	0.006746	0.308833	0.88873089	EUR 0.27
09.05.2025	CLOSE_LONG	FET	USDT	0.16907	0.001506	0.16907	0.88873089	EUR 0.15
09.05.2025	CLOSE_LONG	TON	USDT	0.010211	0.033202	-0.010211	0.88873089	EUR-0.01
09.05.2025	CLOSE_LONG	TON	USDT	0.029577	0.287916	-0.029577	0.88873089	EUR-0.03
09.05.2025	CLOSE_LONG	TON	USDT	0.03223	0.089838	-0.03223	0.88873089	EUR-0.03
09.05.2025	CLOSE_LONG	TON	USDT	0.060066	0.195306	-0.060066	0.88873089	EUR-0.05
09.05.2025	CLOSE_LONG	TON	USDT	0.110985	0.309355	-0.110985	0.88873089	EUR-0.10
09.05.2025	CLOSE_LONG	OP	USDT	0.192327	0.019264	-0.192327	0.88873089	EUR-0.17
09.05.2025	CLOSE_LONG	QNT	USDT	0.2891	0.033736	-0.2891	0.88873089	EUR-0.26
09.05.2025	CLOSE_LONG	QNT	USDT	0.295	0.033733	-0.295	0.88873089	EUR-0.26
09.05.2025	CLOSE_LONG	POL	USDT	0.500423	0.15265	-0.500423	0.88873089	EUR-0.44
09.05.2025	CLOSE_LONG	QNT	USDT	0.565	0.064607	-0.565	0.88873089	EUR-0.50
09.05.2025	CLOSE_LONG	POL	USDT	0.589734	0.149574	-0.589734	0.88873089	EUR-0.52
09.05.2025	CLOSE_LONG	QNT	USDT	0.6075	0.077225	-0.6075	0.88873089	EUR-0.54
09.05.2025	CLOSE_LONG	QNT	USDT	0.6419	0.074906	-0.6419	0.88873089	EUR-0.57
09.05.2025	CLOSE_LONG	QNT	USDT	0.6576	0.078345	-0.6576	0.88873089	EUR-0.58
09.05.2025	CLOSE_LONG	QNT	USDT	0.665	0.076041	-0.665	0.88873089	EUR-0.59
09.05.2025	CLOSE_LONG	OP	USDT	1.046522	0.104825	-1.046522	0.88873089	EUR-0.93
09.05.2025	CLOSE_LONG	OP	USDT	1.050059	0.105179	-1.050059	0.88873089	EUR-0.93
09.05.2025	CLOSE_LONG	OP	USDT	1.064314	0.104235	-1.064314	0.88873089	EUR-0.95
09.05.2025	CLOSE_LONG	POL	USDT	1.126558	0.285728	-1.126558	0.88873089	EUR-1.00
09.05.2025	CLOSE_LONG	QNT	USDT	1.4945	0.174399	-1.4945	0.88873089	EUR-1.33
09.05.2025	CLOSE_LONG	QNT	USDT	1.53	0.174952	-1.53	0.88873089	EUR-1.36
09.05.2025	CLOSE_LONG	QNT	USDT	1.665	0.190389	-1.665	0.88873089	EUR-1.48
09.05.2025	CLOSE_LONG	QNT	USDT	2.68	0.306453	-2.68	0.88873089	EUR-2.38
09.05.2025	CLOSE_LONG	OP	USDT	3.061824	0.299864	-3.061824	0.88873089	EUR-2.72
09.05.2025	CLOSE_LONG	POL	USDT	3.399885	0.862311	-3.399885	0.88873089	EUR-3.02
09.05.2025	CLOSE_LONG	OP	USDT	5.733185	0.549263	-5.733185	0.88873089	EUR-5.10
09.05.2025	CLOSE_LONG	MOVE	USDT	28.931	0.09306	-28.931	0.88873089	EUR-25.71
06.05.2025	CLOSE_LONG	QNT	USDT	79.868676	0.290754	79.868676	0.88300221	EUR 70.52
06.05.2025	CLOSE_LONG	QNT	USDT	67.733203	0.249318	67.733203	0.88300221	EUR 59.81
06.05.2025	CLOSE_LONG	QNT	USDT	56.324742	0.207068	56.324742	0.88300221	EUR 49.73
06.05.2025	CLOSE_LONG	QNT	USDT	27.105411	0.098735	27.105411	0.88300221	EUR 23.93
06.05.2025	CLOSE_LONG	QNT	USDT	21.414174	0.078243	21.414174	0.88300221	EUR 18.91
06.05.2025	CLOSE_LONG	QNT	USDT	19.835422	0.072297	19.835422	0.88300221	EUR 17.51
06.05.2025	CLOSE_LONG	QNT	USDT	19.791922	0.072271	19.791922	0.88300221	EUR 17.48
06.05.2025	CLOSE_LONG	QNT	USDT	19.49033	0.071257	19.49033	0.88300221	EUR 17.21
06.05.2025	CLOSE_LONG	QNT	USDT	19.425034	0.070801	19.425034	0.88300221	EUR 17.15
06.05.2025	CLOSE_LONG	QNT	USDT	19.34733	0.071171	19.34733	0.88300221	EUR 17.08
06.05.2025	CLOSE_LONG	QNT	USDT	19.33303	0.071163	19.33303	0.88300221	EUR 17.07
06.05.2025	CLOSE_LONG	QNT	USDT	19.268834	0.070707	19.268834	0.88300221	EUR 17.01
06.05.2025	CLOSE_LONG	QNT	USDT	19.240434	0.07069	19.240434	0.88300221	EUR 16.99
06.05.2025	CLOSE_LONG	QNT	USDT	19.133138	0.07021	19.133138	0.88300221	EUR 16.89
06.05.2025	CLOSE_LONG	QNT	USDT	19.104938	0.070193	19.104938	0.88300221	EUR 16.87
06.05.2025	CLOSE_LONG	QNT	USDT	14.070785	0.051761	14.070785	0.88300221	EUR 12.42

Datum	Trade Event	Coin/Token	Quote	Nominal	Fee	Realized PnL	Wechselkurs	Realized PnL (EUR)
06.05.2025	CLOSE_LONG	QNT	USDT	12.139245	0.044354	12.139245	0.88300221	EUR 10.72
06.05.2025	CLOSE_LONG	QNT	USDT	12.059145	0.044306	12.059145	0.88300221	EUR 10.65
06.05.2025	CLOSE_LONG	QNT	USDT	12.041345	0.044295	12.041345	0.88300221	EUR 10.63
06.05.2025	CLOSE_LONG	QNT	USDT	12.032445	0.04429	12.032445	0.88300221	EUR 10.62
06.05.2025	CLOSE_LONG	QNT	USDT	11.636161	0.042386	11.636161	0.88300221	EUR 10.27
06.05.2025	CLOSE_LONG	QNT	USDT	11.525661	0.04232	11.525661	0.88300221	EUR 10.18
06.05.2025	CLOSE_LONG	QNT	USDT	10.494793	0.038369	10.494793	0.88300221	EUR 9.27
06.05.2025	CLOSE_LONG	QNT	USDT	5.813429	0.021399	5.813429	0.88300221	EUR 5.13
06.05.2025	CLOSE_LONG	QNT	USDT	3.685392	0.013457	3.685392	0.88300221	EUR 3.25
03.05.2025	CLOSE_LONG	QNT	USDT	91.391216	0.293502	91.391216	0.88160099	EUR 80.57
03.05.2025	CLOSE_LONG	QNT	USDT	79.070719	0.254454	79.070719	0.88160099	EUR 69.71
03.05.2025	CLOSE_LONG	QNT	USDT	33.071171	0.106479	33.071171	0.88160099	EUR 29.16
03.05.2025	CLOSE_LONG	QNT	USDT	28.691283	0.092189	28.691283	0.88160099	EUR 25.29
03.05.2025	CLOSE_LONG	QNT	USDT	25.519362	0.081955	25.519362	0.88160099	EUR 22.50
03.05.2025	CLOSE_LONG	QNT	USDT	24.083898	0.077345	24.083898	0.88160099	EUR 21.23
03.05.2025	CLOSE_LONG	QNT	USDT	23.984402	0.076869	23.984402	0.88160099	EUR 21.14
03.05.2025	CLOSE_LONG	QNT	USDT	23.954402	0.076851	23.954402	0.88160099	EUR 21.12
03.05.2025	CLOSE_LONG	QNT	USDT	23.939402	0.076842	23.939402	0.88160099	EUR 21.11
03.05.2025	CLOSE_LONG	QNT	USDT	23.924402	0.076833	23.924402	0.88160099	EUR 21.09
03.05.2025	CLOSE_LONG	QNT	USDT	23.924402	0.076833	23.924402	0.88160099	EUR 21.09
03.05.2025	CLOSE_LONG	QNT	USDT	23.894402	0.076815	23.894402	0.88160099	EUR 21.07
03.05.2025	CLOSE_LONG	QNT	USDT	23.705306	0.076285	23.705306	0.88160099	EUR 20.90
03.05.2025	CLOSE_LONG	QNT	USDT	22.183846	0.071207	22.183846	0.88160099	EUR 19.56
03.05.2025	CLOSE_LONG	QNT	USDT	22.128246	0.071174	22.128246	0.88160099	EUR 19.51
03.05.2025	CLOSE_LONG	QNT	USDT	18.83233	0.060449	18.83233	0.88160099	EUR 16.60
03.05.2025	CLOSE_LONG	QNT	USDT	17.044673	0.054795	17.044673	0.88160099	EUR 15.03
03.05.2025	CLOSE_LONG	QNT	USDT	14.345641	0.046094	14.345641	0.88160099	EUR 12.65
03.05.2025	CLOSE_LONG	QNT	USDT	13.406065	0.043032	13.406065	0.88160099	EUR 11.82
03.05.2025	CLOSE_LONG	QNT	USDT	12.751681	0.040973	12.751681	0.88160099	EUR 11.24
03.05.2025	CLOSE_LONG	QNT	USDT	3.19192	0.010246	3.19192	0.88160099	EUR 2.81
02.05.2025	CLOSE_LONG	QNT	USDT	247.285973	0.903527	247.285973	0.88160099	EUR 218.01
02.05.2025	CLOSE_LONG	QNT	USDT	61.742094	0.22573	61.742094	0.88160099	EUR 54.43
02.05.2025	CLOSE_LONG	QNT	USDT	23.357918	0.08524	23.357918	0.88160099	EUR 20.59
02.05.2025	CLOSE_LONG	QNT	USDT	23.340818	0.08523	23.340818	0.88160099	EUR 20.58
02.05.2025	CLOSE_LONG	QNT	USDT	23.306618	0.085209	23.306618	0.88160099	EUR 20.55
02.05.2025	CLOSE_LONG	QNT	USDT	22.91453	0.083724	22.91453	0.88160099	EUR 20.20
02.05.2025	CLOSE_LONG	QNT	USDT	22.844934	0.083266	22.844934	0.88160099	EUR 20.14
02.05.2025	CLOSE_LONG	QNT	USDT	22.811534	0.083246	22.811534	0.88160099	EUR 20.11
02.05.2025	CLOSE_LONG	QNT	USDT	13.786097	0.05034	13.786097	0.88160099	EUR 12.15
02.05.2025	CLOSE_LONG	QNT	USDT	13.629601	0.04983	13.629601	0.88160099	EUR 12.02
02.05.2025	CLOSE_LONG	QNT	USDT	11.738657	0.042864	11.738657	0.88160099	EUR 10.35
01.05.2025	CLOSE_LONG	SEI	USDT	5.64139	0.026014	5.64139	0.87927548	EUR 4.96
01.05.2025	CLOSE_LONG	SEI	USDT	3.77067	0.017388	3.77067	0.87927548	EUR 3.32
01.05.2025	CLOSE_LONG	PRCL	USDT	2.40	0.05418	2.40	0.87927548	EUR 2.11
01.05.2025	CLOSE_LONG	KSM	USDT	2.16	0.07608	2.16	0.87927548	EUR 1.90
01.05.2025	CLOSE_LONG	ATH	USDT	0.966	0.079002	0.966	0.87927548	EUR 0.85
01.05.2025	CLOSE_LONG	KSM	USDT	0.945	0.033285	0.945	0.87927548	EUR 0.83
01.05.2025	CLOSE_LONG	KSM	USDT	0.918	0.032334	0.918	0.87927548	EUR 0.81

Datum	Trade Event	Coin/Token	Quote	Nominal	Fee	Realized PnL	Wechselkurs	Realized PnL (EUR)
01.05.2025	CLOSE_LONG	ASTR	USDT	0.66375	0.026116	0.66375	0.87927548	EUR 0.58
01.05.2025	CLOSE_LONG	ASTR	USDT	0.25875	0.010181	0.25875	0.87927548	EUR 0.23
01.05.2025	CLOSE_LONG	ATH	USDT	0.184	0.015048	0.184	0.87927548	EUR 0.16
01.05.2025	CLOSE_LONG	KSM	USDT	0.162	0.005706	0.162	0.87927548	EUR 0.14
30.04.2025	CLOSE_LONG	SUI	USDT	216.4224	0.440066	216.4224	0.87927548	EUR 190.29
30.04.2025	CLOSE_LONG	SUI	USDT	39.45474	0.080226	39.45474	0.87927548	EUR 34.69
30.04.2025	CLOSE_LONG	SUI	USDT	26.829223	0.054554	26.829223	0.87927548	EUR 23.59
30.04.2025	CLOSE_LONG	SUI	USDT	19.569551	0.039792	19.569551	0.87927548	EUR 17.21
30.04.2025	CLOSE_LONG	SUI	USDT	14.72977	0.029951	14.72977	0.87927548	EUR 12.95
30.04.2025	CLOSE_LONG	SUI	USDT	10.731689	0.021821	10.731689	0.87927548	EUR 9.44
30.04.2025	CLOSE_LONG	FET	USDT	10.666248	0.163426	10.666248	0.87927548	EUR 9.38
30.04.2025	CLOSE_LONG	SUI	USDT	10.521264	0.021394	10.521264	0.87927548	EUR 9.25
30.04.2025	CLOSE_LONG	SUI	USDT	10.203686	0.020751	10.203686	0.87927548	EUR 8.97
30.04.2025	CLOSE_LONG	FET	USDT	10.10634	0.154847	10.10634	0.87927548	EUR 8.89
30.04.2025	CLOSE_LONG	FET	USDT	9.121797	0.140244	9.121797	0.87927548	EUR 8.02
30.04.2025	CLOSE_LONG	FET	USDT	7.782722	0.119245	7.782722	0.87927548	EUR 6.84
30.04.2025	CLOSE_LONG	FET	USDT	7.586754	0.116243	7.586754	0.87927548	EUR 6.67
30.04.2025	CLOSE_LONG	FET	USDT	6.799087	0.103818	6.799087	0.87927548	EUR 5.98
30.04.2025	CLOSE_LONG	FET	USDT	5.767053	0.088362	5.767053	0.87927548	EUR 5.07
30.04.2025	CLOSE_LONG	FET	USDT	4.311292	0.066057	4.311292	0.87927548	EUR 3.79
30.04.2025	CLOSE_LONG	SUI	USDT	3.472017	0.00706	3.472017	0.87927548	EUR 3.05
30.04.2025	CLOSE_LONG	FET	USDT	0.951844	0.014584	0.951844	0.87927548	EUR 0.84
30.04.2025	CLOSE_LONG	FET	USDT	0.613699	0.009435	0.613699	0.87927548	EUR 0.54
30.04.2025	CLOSE_LONG	FET	USDT	0.223163	0.003431	0.223163	0.87927548	EUR 0.20
30.04.2025	CLOSE_LONG	EGLD	USDT	4.097955	0.191178	-4.097955	0.87927548	EUR-3.60
30.04.2025	CLOSE_LONG	EGLD	USDT	7.290045	0.340096	-7.290045	0.87927548	EUR-6.41
26.04.2025	CLOSE_LONG	SUI	USDT	252.841596	0.50339	252.841596	0.88051422	EUR 222.63
26.04.2025	CLOSE_LONG	SUI	USDT	109.832134	0.218668	109.832134	0.88051422	EUR 96.71
08.04.2025	CLOSE_SHORT	GUN	USDT	92.8112	0.424121	92.8112	0.91324201	EUR 84.76
08.04.2025	CLOSE_SHORT	FUN	USDT	9.136	0.065232	9.136	0.91324201	EUR 8.34
08.04.2025	CLOSE_SHORT	KAVA	USDT	0.03696	0.089879	0.03696	0.91324201	EUR 0.03
08.04.2025	CLOSE_SHORT	OM	USDT	0.412574	0.017034	-0.412574	0.91324201	EUR-0.38
08.04.2025	CLOSE_SHORT	OM	USDT	0.75032	0.030739	-0.75032	0.91324201	EUR-0.69
08.04.2025	CLOSE_SHORT	QNT	USDT	1.0395	0.012294	-1.0395	0.91324201	EUR-0.95
08.04.2025	CLOSE_SHORT	SERAPH	USDT	5.19912	0.055595	-5.19912	0.91324201	EUR-4.75
08.04.2025	CLOSE_SHORT	QNT	USDT	5.6834	0.067419	-5.6834	0.91324201	EUR-5.19
08.04.2025	CLOSE_SHORT	QNT	USDT	5.7015	0.06743	-5.7015	0.91324201	EUR-5.21
08.04.2025	CLOSE_SHORT	QNT	USDT	5.809	0.068909	-5.809	0.91324201	EUR-5.31
08.04.2025	CLOSE_SHORT	QNT	USDT	6.28	0.074496	-6.28	0.91324201	EUR-5.74
08.04.2025	CLOSE_SHORT	QNT	USDT	6.30	0.074508	-6.30	0.91324201	EUR-5.75
08.04.2025	CLOSE_SHORT	SUI	USDT	85.59716	0.412388	-85.59716	0.91324201	EUR-78.17
07.04.2025	CLOSE_LONG	ATH	USDT	2.1448	0.002104	-2.1448	0.91182639	EUR-1.96
07.04.2025	CLOSE_LONG	TAO	USDT	9.231034	0.006004	-9.231034	0.91182639	EUR-8.42
07.04.2025	CLOSE_LONG	QNT	USDT	28.64251	0.030673	-28.64251	0.91182639	EUR-26.12
07.04.2025	CLOSE_LONG	QNT	USDT	28.65991	0.030662	-28.65991	0.91182639	EUR-26.13
07.04.2025	CLOSE_LONG	IO	USDT	31.460988	0.014966	-31.460988	0.91182639	EUR-28.69
07.04.2025	CLOSE_LONG	LINK	USDT	31.509031	0.031101	-31.509031	0.91182639	EUR-28.73
07.04.2025	CLOSE_LONG	QNT	USDT	59.62579	0.063792	-59.62579	0.91182639	EUR-54.37

Datum	Trade Event	Coin/Token	Quote	Nominal	Fee	Realized PnL	Wechselkurs	Realized PnL (EUR)
07.04.2025	CLOSE_LONG	QNT	USDT	60.266339	0.064508	-60.266339	0.91182639	EUR-54.95
07.04.2025	CLOSE_LONG	QNT	USDT	60.540463	0.064893	-60.540463	0.91182639	EUR-55.20
07.04.2025	CLOSE_LONG	QNT	USDT	60.558863	0.064882	-60.558863	0.91182639	EUR-55.22
07.04.2025	CLOSE_LONG	QNT	USDT	60.577263	0.064871	-60.577263	0.91182639	EUR-55.24
07.04.2025	CLOSE_LONG	QNT	USDT	60.869487	0.065246	-60.869487	0.91182639	EUR-55.50
07.04.2025	CLOSE_LONG	QNT	USDT	60.887987	0.065235	-60.887987	0.91182639	EUR-55.52
07.04.2025	CLOSE_LONG	ATH	USDT	66.4888	0.06523	-66.4888	0.91182639	EUR-60.63
07.04.2025	CLOSE_LONG	QNT	USDT	96.133482	0.102948	-96.133482	0.91182639	EUR-87.66
07.04.2025	CLOSE_LONG	ONDO	USDT	109.450663	0.078907	-109.450663	0.91182639	EUR-99.80
07.04.2025	CLOSE_LONG	QNT	USDT	112.231371	0.120243	-112.231371	0.91182639	EUR-102.34
07.04.2025	CLOSE_LONG	QNT	USDT	134.075672	0.143443	-134.075672	0.91182639	EUR-122.25
07.04.2025	CLOSE_LONG	TAO	USDT	232.557286	0.151271	-232.557286	0.91182639	EUR-212.05
07.04.2025	CLOSE_LONG	IO	USDT	267.71309	0.127392	-267.71309	0.91182639	EUR-244.11
07.04.2025	CLOSE_LONG	ARB	USDT	276.101311	0.217286	-276.101311	0.91182639	EUR-251.76
07.04.2025	CLOSE_LONG	QNT	USDT	355.999519	0.381053	-355.999519	0.91182639	EUR-324.61
07.04.2025	CLOSE_LONG	ONDO	USDT	376.010517	0.271081	-376.010517	0.91182639	EUR-342.86
07.04.2025	CLOSE_LONG	POL	USDT	501.553704	0.323335	-501.553704	0.91182639	EUR-457.33
07.04.2025	CLOSE_LONG	LINK	USDT	630.180626	0.62202	-630.180626	0.91182639	EUR-574.62
07.04.2025	CLOSE_LONG	FET	USDT	755.843698	0.439948	-755.843698	0.91182639	EUR-689.20
06.04.2025	CLOSE_LONG	DYDX	USDT	14.538438	0.034102	-14.538438	0.90440445	EUR-13.15
06.04.2025	CLOSE_LONG	IO	USDT	21.34713	0.010953	-21.34713	0.90440445	EUR-19.31
06.04.2025	CLOSE_LONG	ATH	USDT	22.9775	0.028602	-22.9775	0.90440445	EUR-20.78
06.04.2025	CLOSE_LONG	LINK	USDT	25.949031	0.034437	-25.949031	0.90440445	EUR-23.47
06.04.2025	CLOSE_LONG	QNT	USDT	33.49298	0.049766	-33.49298	0.90440445	EUR-30.29
06.04.2025	CLOSE_LONG	IO	USDT	38.160181	0.019587	-38.160181	0.90440445	EUR-34.51
06.04.2025	CLOSE_LONG	TAO	USDT	67.902863	0.049781	-67.902863	0.90440445	EUR-61.41
06.04.2025	CLOSE_LONG	ARB	USDT	70.432068	0.065752	-70.432068	0.90440445	EUR-63.70
06.04.2025	CLOSE_LONG	QNT	USDT	71.523473	0.106162	-71.523473	0.90440445	EUR-64.69
06.04.2025	CLOSE_LONG	TAO	USDT	72.220366	0.054886	-72.220366	0.90440445	EUR-65.32
06.04.2025	CLOSE_LONG	FET	USDT	82.970101	0.059551	-82.970101	0.90440445	EUR-75.04
06.04.2025	CLOSE_LONG	LINK	USDT	150.475382	0.199752	-150.475382	0.90440445	EUR-136.09
06.04.2025	CLOSE_LONG	FET	USDT	160.999862	0.113097	-160.999862	0.90440445	EUR-145.61
06.04.2025	CLOSE_LONG	LINK	USDT	167.270607	0.22968	-167.270607	0.90440445	EUR-151.28
03.04.2025	CLOSE_LONG	ALGO	USDT	3.707371	0.004862	-3.707371	0.90114445	EUR-3.34
03.04.2025	CLOSE_LONG	POL	USDT	4.040501	0.003929	-4.040501	0.90114445	EUR-3.64
03.04.2025	CLOSE_LONG	IO	USDT	8.143241	0.005915	-8.143241	0.90114445	EUR-7.34
03.04.2025	CLOSE_LONG	QNT	USDT	21.150413	0.032968	-21.150413	0.90114445	EUR-19.06
03.04.2025	CLOSE_LONG	QNT	USDT	26.257198	0.040905	-26.257198	0.90114445	EUR-23.66
03.04.2025	CLOSE_LONG	QNT	USDT	32.604705	0.050849	-32.604705	0.90114445	EUR-29.38
03.04.2025	CLOSE_LONG	IO	USDT	35.83026	0.026025	-35.83026	0.90114445	EUR-32.29
03.04.2025	CLOSE_LONG	QNT	USDT	44.559245	0.069531	-44.559245	0.90114445	EUR-40.15
03.04.2025	CLOSE_LONG	QNT	USDT	45.103893	0.070304	-45.103893	0.90114445	EUR-40.65
03.04.2025	CLOSE_LONG	QNT	USDT	45.868366	0.071496	-45.868366	0.90114445	EUR-41.33
03.04.2025	CLOSE_LONG	ARB	USDT	50.319593	0.070368	-50.319593	0.90114445	EUR-45.35
03.04.2025	CLOSE_LONG	QNT	USDT	50.924851	0.079464	-50.924851	0.90114445	EUR-45.89
03.04.2025	CLOSE_LONG	TAO	USDT	57.371059	0.057517	-57.371059	0.90114445	EUR-51.70
03.04.2025	CLOSE_LONG	OP	USDT	61.415796	0.063805	-61.415796	0.90114445	EUR-55.34
03.04.2025	CLOSE_LONG	POL	USDT	66.148777	0.064325	-66.148777	0.90114445	EUR-59.61

Datum	Trade Event	Coin/Token	Quote	Nominal	Fee	Realized PnL	Wechselkurs	Realized PnL (EUR)
03.04.2025	CLOSE_LONG	τ TAO	₿ USDT	76.535398	0.077003	-76.535398	0.90114445	EUR-68.97
03.04.2025	CLOSE_LONG	🔗 LINK	₿ USDT	92.164963	0.204734	-92.164963	0.90114445	EUR-83.05
03.04.2025	CLOSE_LONG	🔗 FET	₿ USDT	106.85596	0.101594	-106.85596	0.90114445	EUR-96.29
03.04.2025	CLOSE_LONG	⚡ ALGO	₿ USDT	285.915734	0.374972	-285.915734	0.90114445	EUR-257.65
30.03.2025	CLOSE_LONG	🔗 FET	₿ USDT	77.120627	0.090394	-77.120627	0.9261832	EUR-71.43
30.03.2025	CLOSE_LONG	🔗 LINK	₿ USDT	137.887476	0.357324	-137.887476	0.9261832	EUR-127.71
29.03.2025	CLOSE_LONG	🔗 LINK	₿ USDT	19.689644	0.058195	-19.689644	0.9261832	EUR-18.24
29.03.2025	CLOSE_LONG	🔗 FET	₿ USDT	23.738612	0.031882	-23.738612	0.9261832	EUR-21.99
29.03.2025	CLOSE_LONG	🔗 QNT	₿ USDT	36.228905	0.066828	-36.228905	0.9261832	EUR-33.55
29.03.2025	CLOSE_LONG	🔗 LINK	₿ USDT	39.379288	0.11639	-39.379288	0.9261832	EUR-36.47
29.03.2025	CLOSE_LONG	🔗 QNT	₿ USDT	44.984851	0.083028	-44.984851	0.9261832	EUR-41.66
29.03.2025	CLOSE_LONG	🔗 LINK	₿ USDT	75.972769	0.224451	-75.972769	0.9261832	EUR-70.36
29.03.2025	CLOSE_LONG	⚡ ALGO	₿ USDT	76.747635	0.119325	-76.747635	0.9261832	EUR-71.08
29.03.2025	CLOSE_LONG	🔗 QNT	₿ USDT	104.18623	0.192182	-104.18623	0.9261832	EUR-96.50
29.03.2025	CLOSE_LONG	📄 POL	₿ USDT	105.171351	0.132219	-105.171351	0.9261832	EUR-97.41
29.03.2025	CLOSE_LONG	🔗 LINK	₿ USDT	106.924638	0.315894	-106.924638	0.9261832	EUR-99.03
29.03.2025	CLOSE_LONG	🔗 FET	₿ USDT	114.077217	0.153209	-114.077217	0.9261832	EUR-105.66
29.03.2025	CLOSE_LONG	📄 OP	₿ USDT	148.914116	0.228407	-148.914116	0.9261832	EUR-137.92
29.03.2025	CLOSE_LONG	🔗 QNT	₿ USDT	212.067048	0.390949	-212.067048	0.9261832	EUR-196.41
10.03.2025	CLOSE_LONG	🏆 ATH	₿ USDT	0.0713	0.000199	-0.0713	0.92208391	EUR-0.07
10.03.2025	CLOSE_LONG	🏆 ATH	₿ USDT	10.4958	0.029309	-10.4958	0.92208391	EUR-9.68
10.03.2025	CLOSE_LONG	📄 OP	₿ USDT	12.196406	0.018142	-12.196406	0.92208391	EUR-11.25
10.03.2025	CLOSE_LONG	🏆 ATH	₿ USDT	16.3277	0.045672	-16.3277	0.92208391	EUR-15.06
10.03.2025	CLOSE_LONG	🔗 QNT	₿ USDT	17.712541	0.031666	-17.712541	0.92208391	EUR-16.33
10.03.2025	CLOSE_LONG	🔗 QNT	₿ USDT	17.719941	0.031662	-17.719941	0.92208391	EUR-16.34
10.03.2025	CLOSE_LONG	🔗 QNT	₿ USDT	18.191258	0.032522	-18.191258	0.92208391	EUR-16.77
10.03.2025	CLOSE_LONG	🔗 QNT	₿ USDT	18.198858	0.032517	-18.198858	0.92208391	EUR-16.78
10.03.2025	CLOSE_LONG	🔗 QNT	₿ USDT	19.164693	0.034224	-19.164693	0.92208391	EUR-17.67
10.03.2025	CLOSE_LONG	🔗 QNT	₿ USDT	23.945866	0.042786	-23.945866	0.92208391	EUR-22.08
10.03.2025	CLOSE_LONG	🔗 QNT	₿ USDT	44.77877	0.08001	-44.77877	0.92208391	EUR-41.29
10.03.2025	CLOSE_LONG	τ TAO	₿ USDT	46.739533	0.047903	-46.739533	0.92208391	EUR-43.10
10.03.2025	CLOSE_LONG	📄 ARB	₿ USDT	47.881191	0.065661	-47.881191	0.92208391	EUR-44.15
10.03.2025	CLOSE_LONG	📄 OP	₿ USDT	53.986909	0.08034	-53.986909	0.92208391	EUR-49.78
10.03.2025	CLOSE_LONG	📄 OP	₿ USDT	55.282595	0.082268	-55.282595	0.92208391	EUR-50.98
10.03.2025	CLOSE_LONG	📄 IO	₿ USDT	71.01217	0.053193	-71.01217	0.92208391	EUR-65.48
10.03.2025	CLOSE_LONG	🔗 QNT	₿ USDT	81.655404	0.1459	-81.655404	0.92208391	EUR-75.29
10.03.2025	CLOSE_LONG	⚡ ALGO	₿ USDT	90.4866	0.102206	-90.4866	0.92208391	EUR-83.44
10.03.2025	CLOSE_LONG	📄 IO	₿ USDT	96.51003	0.072511	-96.51003	0.92208391	EUR-88.99
10.03.2025	CLOSE_LONG	📄 POL	₿ USDT	98.824384	0.111354	-98.824384	0.92208391	EUR-91.12
10.03.2025	CLOSE_LONG	📄 ONDO	₿ USDT	101.47312	0.081821	-101.47312	0.92208391	EUR-93.57
10.03.2025	CLOSE_LONG	⚡ ALGO	₿ USDT	104.685	0.118062	-104.685	0.92208391	EUR-96.53
10.03.2025	CLOSE_LONG	📄 POL	₿ USDT	110.521972	0.124881	-110.521972	0.92208391	EUR-101.91
10.03.2025	CLOSE_LONG	🔗 FET	₿ USDT	157.099519	0.141159	-157.099519	0.92208391	EUR-144.86
10.03.2025	CLOSE_LONG	🔗 LINK	₿ USDT	196.470005	0.266595	-196.470005	0.92208391	EUR-181.16
09.03.2025	CLOSE_LONG	🔗 QNT	₿ USDT	7.922816	0.02268	-7.922816	0.92106475	EUR-7.30
09.03.2025	CLOSE_LONG	🔗 QNT	₿ USDT	12.3869	0.035433	-12.3869	0.92106475	EUR-11.41
09.03.2025	CLOSE_LONG	🔗 QNT	₿ USDT	12.536858	0.035915	-12.536858	0.92106475	EUR-11.55
09.03.2025	CLOSE_LONG	🔗 QNT	₿ USDT	12.544458	0.03591	-12.544458	0.92106475	EUR-11.55

Datum	Trade Event	Coin/Token	Quote	Nominal	Fee	Realized PnL	Wechselkurs	Realized PnL (EUR)
09.03.2025	CLOSE_LONG	QNT	USDT	12.552058	0.035905	-12.552058	0.92106475	EUR-11.56
09.03.2025	CLOSE_LONG	QNT	USDT	12.559658	0.035901	-12.559658	0.92106475	EUR-11.57
09.03.2025	CLOSE_LONG	QNT	USDT	12.567258	0.035896	-12.567258	0.92106475	EUR-11.58
09.03.2025	CLOSE_LONG	QNT	USDT	12.701817	0.036387	-12.701817	0.92106475	EUR-11.70
09.03.2025	CLOSE_LONG	QNT	USDT	12.709517	0.036383	-12.709517	0.92106475	EUR-11.71
09.03.2025	CLOSE_LONG	QNT	USDT	14.110058	0.034971	-14.110058	0.92106475	EUR-13.00
09.03.2025	CLOSE_LONG	QNT	USDT	14.117658	0.034966	-14.117658	0.92106475	EUR-13.00
09.03.2025	CLOSE_LONG	QNT	USDT	14.295717	0.035431	-14.295717	0.92106475	EUR-13.17
09.03.2025	CLOSE_LONG	QNT	USDT	16.340808	0.046778	-16.340808	0.92106475	EUR-15.05
09.03.2025	CLOSE_LONG	QNT	USDT	18.850888	0.053844	-18.850888	0.92106475	EUR-17.36
09.03.2025	CLOSE_LONG	QNT	USDT	22.970954	0.065661	-22.970954	0.92106475	EUR-21.16
09.03.2025	CLOSE_LONG	QNT	USDT	28.737608	0.082205	-28.737608	0.92106475	EUR-26.47
09.03.2025	CLOSE_LONG	QNT	USDT	33.071733	0.094464	-33.071733	0.92106475	EUR-30.46
09.03.2025	CLOSE_LONG	MANTA	USDT	33.256165	0.03975	-33.256165	0.92106475	EUR-30.63
09.03.2025	CLOSE_LONG	MANTA	USDT	39.742536	0.047503	-39.742536	0.92106475	EUR-36.61
09.03.2025	CLOSE_LONG	QNT	USDT	54.964535	0.157343	-54.964535	0.92106475	EUR-50.63
09.03.2025	CLOSE_LONG	QNT	USDT	64.794874	0.160589	-64.794874	0.92106475	EUR-59.68
09.03.2025	CLOSE_LONG	QNT	USDT	66.063466	0.188976	-66.063466	0.92106475	EUR-60.85
09.03.2025	CLOSE_LONG	QNT	USDT	80.695028	0.230492	-80.695028	0.92106475	EUR-74.33
09.03.2025	CLOSE_LONG	QNT	USDT	99.248527	0.245651	-99.248527	0.92106475	EUR-91.41
09.03.2025	CLOSE_LONG	FET	USDT	99.640658	0.103754	-99.640658	0.92106475	EUR-91.78
09.03.2025	CLOSE_LONG	HBAR	USDT	225.03852	0.670434	-225.03852	0.92106475	EUR-207.28
06.03.2025	CLOSE_LONG	EGLD	USDT	40.35	0.662386	-40.35	0.92626899	EUR-37.37
04.03.2025	CLOSE_LONG	MANTA	USDT	6.687291	0.01297	-6.687291	0.9472388	EUR-6.33
04.03.2025	CLOSE_LONG	QNT	USDT	8.612794	0.034463	-8.612794	0.9472388	EUR-8.16
04.03.2025	CLOSE_LONG	QNT	USDT	8.619494	0.034459	-8.619494	0.9472388	EUR-8.16
04.03.2025	CLOSE_LONG	QNT	USDT	8.626194	0.034455	-8.626194	0.9472388	EUR-8.17
04.03.2025	CLOSE_LONG	QNT	USDT	9.784937	0.039084	-9.784937	0.9472388	EUR-9.27
04.03.2025	CLOSE_LONG	QNT	USDT	9.792537	0.039079	-9.792537	0.9472388	EUR-9.28
04.03.2025	CLOSE_LONG	TAO	USDT	10.085773	0.026768	-10.085773	0.9472388	EUR-9.55
04.03.2025	CLOSE_LONG	TAO	USDT	10.473687	0.027797	-10.473687	0.9472388	EUR-9.92
04.03.2025	CLOSE_LONG	QNT	USDT	13.776161	0.055026	-13.776161	0.9472388	EUR-13.05
04.03.2025	CLOSE_LONG	QNT	USDT	14.151408	0.056575	-14.151408	0.9472388	EUR-13.40
04.03.2025	CLOSE_LONG	MANTA	USDT	18.113132	0.035178	-18.113132	0.9472388	EUR-17.16
04.03.2025	CLOSE_LONG	MANTA	USDT	19.066546	0.03708	-19.066546	0.9472388	EUR-18.06
04.03.2025	CLOSE_LONG	IO	USDT	19.107088	0.047304	-19.107088	0.9472388	EUR-18.10
04.03.2025	CLOSE_LONG	QNT	USDT	31.310347	0.124951	-31.310347	0.9472388	EUR-29.66
04.03.2025	CLOSE_LONG	IO	USDT	35.858507	0.088776	-35.858507	0.9472388	EUR-33.97
04.03.2025	CLOSE_LONG	TAO	USDT	53.847112	0.142938	-53.847112	0.9472388	EUR-51.01
04.03.2025	CLOSE_LONG	LINK	USDT	56.269573	0.109044	-56.269573	0.9472388	EUR-53.30
04.03.2025	CLOSE_LONG	QNT	USDT	78.66574	0.314213	-78.66574	0.9472388	EUR-74.52
04.03.2025	CLOSE_LONG	LINK	USDT	151.495005	0.29358	-151.495005	0.9472388	EUR-143.50
03.03.2025	CLOSE_LONG	QNT	USDT	4.364268	0.019859	-4.364268	0.95556617	EUR-4.17
03.03.2025	CLOSE_LONG	EGLD	USDT	5.397651	0.086976	-5.397651	0.95556617	EUR-5.16
03.03.2025	CLOSE_LONG	QNT	USDT	6.999699	0.031882	-6.999699	0.95556617	EUR-6.69
03.03.2025	CLOSE_LONG	QNT	USDT	7.011899	0.031875	-7.011899	0.95556617	EUR-6.70
03.03.2025	CLOSE_LONG	QNT	USDT	7.017999	0.031871	-7.017999	0.95556617	EUR-6.71
03.03.2025	CLOSE_LONG	QNT	USDT	7.024099	0.031868	-7.024099	0.95556617	EUR-6.71

Datum	Trade Event	Coin/Token	Quote	Nominal	Fee	Realized PnL	Wechselkurs	Realized PnL (EUR)
03.03.2025	CLOSE_LONG	QNT	USDT	7.030199	0.031864	-7.030199	0.95556617	EUR-6.72
03.03.2025	CLOSE_LONG	QNT	USDT	7.445696	0.033981	-7.445696	0.95556617	EUR-7.11
03.03.2025	CLOSE_LONG	QNT	USDT	7.452196	0.033977	-7.452196	0.95556617	EUR-7.12
03.03.2025	CLOSE_LONG	QNT	USDT	7.458696	0.033973	-7.458696	0.95556617	EUR-7.13
03.03.2025	CLOSE_LONG	QNT	USDT	7.465196	0.033969	-7.465196	0.95556617	EUR-7.13
03.03.2025	CLOSE_LONG	QNT	USDT	7.478196	0.033961	-7.478196	0.95556617	EUR-7.15
03.03.2025	CLOSE_LONG	QNT	USDT	7.484696	0.033957	-7.484696	0.95556617	EUR-7.15
03.03.2025	CLOSE_LONG	QNT	USDT	7.491196	0.033953	-7.491196	0.95556617	EUR-7.16
03.03.2025	CLOSE_LONG	QNT	USDT	8.621187	0.039191	-8.621187	0.95556617	EUR-8.24
03.03.2025	CLOSE_LONG	EGLD	USDT	9.216536	0.146707	-9.216536	0.95556617	EUR-8.81
03.03.2025	CLOSE_LONG	QNT	USDT	11.850064	0.053815	-11.850064	0.95556617	EUR-11.32
03.03.2025	CLOSE_LONG	SUI	USDT	14.02952	0.2062	-14.02952	0.95556617	EUR-13.41
03.03.2025	CLOSE_LONG	SUI	USDT	14.04208	0.206385	-14.04208	0.95556617	EUR-13.42
03.03.2025	CLOSE_LONG	SUI	USDT	14.40632	0.211738	-14.40632	0.95556617	EUR-13.77
03.03.2025	CLOSE_LONG	SUI	USDT	14.41888	0.211923	-14.41888	0.95556617	EUR-13.78
03.03.2025	CLOSE_LONG	EGLD	USDT	18.006381	0.286622	-18.006381	0.95556617	EUR-17.21
03.03.2025	CLOSE_LONG	QNT	USDT	19.575358	0.088811	-19.575358	0.95556617	EUR-18.71
03.03.2025	CLOSE_LONG	IO	USDT	25.396766	0.094248	-25.396766	0.95556617	EUR-24.27
03.03.2025	CLOSE_LONG	IO	USDT	25.583507	0.094941	-25.583507	0.95556617	EUR-24.45
03.03.2025	CLOSE_LONG	QNT	USDT	26.369159	0.119634	-26.369159	0.95556617	EUR-25.20
03.03.2025	CLOSE_LONG	QNT	USDT	56.011095	0.253867	-56.011095	0.95556617	EUR-53.52
03.03.2025	CLOSE_LONG	EGLD	USDT	56.206234	0.883928	-56.206234	0.95556617	EUR-53.71
03.03.2025	CLOSE_LONG	LINK	USDT	57.14286	0.141475	-57.14286	0.95556617	EUR-54.60
03.03.2025	CLOSE_LONG	EGLD	USDT	84.093505	1.322497	-84.093505	0.95556617	EUR-80.36
03.03.2025	CLOSE_LONG	QNT	USDT	102.917505	0.466467	-102.917505	0.95556617	EUR-98.34
03.03.2025	CLOSE_LONG	FET	USDT	115.547331	0.238935	-115.547331	0.95556617	EUR-110.41
03.03.2025	CLOSE_LONG	FET	USDT	122.599516	0.253518	-122.599516	0.95556617	EUR-117.15
03.03.2025	CLOSE_LONG	POL	USDT	123.576082	0.282751	-123.576082	0.95556617	EUR-118.09
03.03.2025	CLOSE_LONG	LINK	USDT	142.857149	0.353688	-142.857149	0.95556617	EUR-136.51
27.02.2025	CLOSE_LONG	QNT	USDT	47.334095	0.988834	47.334095	0.9544717	EUR 45.18
27.02.2025	CLOSE_LONG	QNT	USDT	20.098908	0.417068	20.098908	0.9544717	EUR 19.18
27.02.2025	CLOSE_LONG	QNT	USDT	19.021253	0.389499	19.021253	0.9544717	EUR 18.16
27.02.2025	CLOSE_LONG	QNT	USDT	18.42845	0.378609	18.42845	0.9544717	EUR 17.59
27.02.2025	CLOSE_LONG	QNT	USDT	16.175289	0.334532	16.175289	0.9544717	EUR 15.44
27.02.2025	CLOSE_LONG	QNT	USDT	15.267002	0.310576	15.267002	0.9544717	EUR 14.57
27.02.2025	CLOSE_LONG	QNT	USDT	13.893439	0.289267	13.893439	0.9544717	EUR 13.26
27.02.2025	CLOSE_LONG	QNT	USDT	12.733887	0.266916	12.733887	0.9544717	EUR 12.15
27.02.2025	CLOSE_LONG	QNT	USDT	6.309103	0.129619	6.309103	0.9544717	EUR 6.02
27.02.2025	CLOSE_LONG	QNT	USDT	6.287603	0.129606	6.287603	0.9544717	EUR 6.00
27.02.2025	CLOSE_LONG	QNT	USDT	5.024727	0.104267	5.024727	0.9544717	EUR 4.80
27.02.2025	CLOSE_LONG	QNT	USDT	4.270399	1.35747	4.270399	0.9544717	EUR 4.08
27.02.2025	CLOSE_LONG	QNT	USDT	4.193998	0.08504	4.193998	0.9544717	EUR 4.00
27.02.2025	CLOSE_LONG	QNT	USDT	4.150253	0.084428	4.150253	0.9544717	EUR 3.96
27.02.2025	CLOSE_LONG	QNT	USDT	4.021964	0.083181	4.021964	0.9544717	EUR 3.84
27.02.2025	CLOSE_LONG	QNT	USDT	3.91614	0.080191	3.91614	0.9544717	EUR 3.74
27.02.2025	CLOSE_LONG	QNT	USDT	2.68602	0.054286	2.68602	0.9544717	EUR 2.56
27.02.2025	CLOSE_LONG	QNT	USDT	2.427307	0.050034	2.427307	0.9544717	EUR 2.32
27.02.2025	CLOSE_LONG	QNT	USDT	1.999593	0.040413	1.999593	0.9544717	EUR 1.91

Datum	Trade Event	Coin/Token	Quote	Nominal	Fee	Realized PnL	Wechselkurs	Realized PnL (EUR)
27.02.2025	CLOSE_LONG	QNT	USDT	1.992893	0.040409	1.992893	0.9544717	EUR 1.90
27.02.2025	CLOSE_LONG	QNT	USDT	1.972793	0.040397	1.972793	0.9544717	EUR 1.88
27.02.2025	CLOSE_LONG	QNT	USDT	1.959393	0.040389	1.959393	0.9544717	EUR 1.87
27.02.2025	CLOSE_LONG	QNT	USDT	1.945993	0.040381	1.945993	0.9544717	EUR 1.86
27.02.2025	CLOSE_LONG	QNT	USDT	1.932593	0.040373	1.932593	0.9544717	EUR 1.84
27.02.2025	CLOSE_LONG	QNT	USDT	1.665701	0.033775	1.665701	0.9544717	EUR 1.59
27.02.2025	CLOSE_LONG	QNT	USDT	1.649846	0.03435	1.649846	0.9544717	EUR 1.57
27.02.2025	CLOSE_LONG	QNT	USDT	1.648901	0.033765	1.648901	0.9544717	EUR 1.57
27.02.2025	CLOSE_LONG	QNT	USDT	1.643301	0.033761	1.643301	0.9544717	EUR 1.57
27.02.2025	CLOSE_LONG	QNT	USDT	1.637701	0.033758	1.637701	0.9544717	EUR 1.56
27.02.2025	CLOSE_LONG	QNT	USDT	1.632101	0.033755	1.632101	0.9544717	EUR 1.56
27.02.2025	CLOSE_LONG	QNT	USDT	1.626501	0.033751	1.626501	0.9544717	EUR 1.55
27.02.2025	CLOSE_LONG	QNT	USDT	1.620901	0.033748	1.620901	0.9544717	EUR 1.55
27.02.2025	CLOSE_LONG	QNT	USDT	1.609701	0.033741	1.609701	0.9544717	EUR 1.54
27.02.2025	CLOSE_LONG	QNT	USDT	1.399028	0.310449	1.399028	0.9544717	EUR 1.34
27.02.2025	CLOSE_LONG	QNT	USDT	1.398104	0.867043	1.398104	0.9544717	EUR 1.33
27.02.2025	CLOSE_LONG	QNT	USDT	1.31039	0.358388	1.31039	0.9544717	EUR 1.25
27.02.2025	CLOSE_LONG	QNT	USDT	0.46672	0.140746	0.46672	0.9544717	EUR 0.45
27.02.2025	CLOSE_LONG	QNT	USDT	0.393183	0.30926	0.393183	0.9544717	EUR 0.38
27.02.2025	CLOSE_LONG	QNT	USDT	0.363887	0.083912	0.363887	0.9544717	EUR 0.35
27.02.2025	CLOSE_LONG	QNT	USDT	0.316498	0.082713	0.316498	0.9544717	EUR 0.30
27.02.2025	CLOSE_LONG	QNT	USDT	0.197293	0.039332	0.197293	0.9544717	EUR 0.19
27.02.2025	CLOSE_LONG	QNT	USDT	0.183893	0.039324	0.183893	0.9544717	EUR 0.18
27.02.2025	CLOSE_LONG	QNT	USDT	0.177193	0.03932	0.177193	0.9544717	EUR 0.17
27.02.2025	CLOSE_LONG	QNT	USDT	0.170493	0.039316	0.170493	0.9544717	EUR 0.16
27.02.2025	CLOSE_LONG	QNT	USDT	0.157093	0.039308	0.157093	0.9544717	EUR 0.15
27.02.2025	CLOSE_LONG	QNT	USDT	0.152182	0.364131	0.152182	0.9544717	EUR 0.15
27.02.2025	CLOSE_LONG	QNT	USDT	0.150393	0.039304	0.150393	0.9544717	EUR 0.14
27.02.2025	CLOSE_LONG	QNT	USDT	0.143693	0.0393	0.143693	0.9544717	EUR 0.14
27.02.2025	CLOSE_LONG	QNT	USDT	0.139169	0.03637	0.139169	0.9544717	EUR 0.13
27.02.2025	CLOSE_LONG	QNT	USDT	0.136993	0.039296	0.136993	0.9544717	EUR 0.13
27.02.2025	CLOSE_LONG	QNT	USDT	0.132969	0.036367	0.132969	0.9544717	EUR 0.13
27.02.2025	CLOSE_LONG	QNT	USDT	0.130293	0.039291	0.130293	0.9544717	EUR 0.12
27.02.2025	CLOSE_LONG	QNT	USDT	0.123593	0.039287	0.123593	0.9544717	EUR 0.12
27.02.2025	CLOSE_LONG	QNT	USDT	0.120569	0.036359	0.120569	0.9544717	EUR 0.12
27.02.2025	CLOSE_LONG	QNT	USDT	0.092187	0.083749	0.092187	0.9544717	EUR 0.09
27.02.2025	CLOSE_LONG	QNT	USDT	0.073486	0.050963	0.073486	0.9544717	EUR 0.07
27.02.2025	CLOSE_LONG	QNT	USDT	0.069993	0.039255	0.069993	0.9544717	EUR 0.07
27.02.2025	CLOSE_LONG	QNT	USDT	0.063293	0.039251	0.063293	0.9544717	EUR 0.06
27.02.2025	CLOSE_LONG	QNT	USDT	0.056593	0.039247	0.056593	0.9544717	EUR 0.05
27.02.2025	CLOSE_LONG	QNT	USDT	0.051355	0.087237	0.051355	0.9544717	EUR 0.05
27.02.2025	CLOSE_LONG	QNT	USDT	0.049893	0.039243	0.049893	0.9544717	EUR 0.05
27.02.2025	CLOSE_LONG	QNT	USDT	0.048991	0.033975	0.048991	0.9544717	EUR 0.05
27.02.2025	CLOSE_LONG	QNT	USDT	0.036493	0.039235	0.036493	0.9544717	EUR 0.03
27.02.2025	CLOSE_LONG	QNT	USDT	0.034466	0.058548	0.034466	0.9544717	EUR 0.03
27.02.2025	CLOSE_LONG	QNT	USDT	0.031682	0.128194	0.031682	0.9544717	EUR 0.03
27.02.2025	CLOSE_LONG	QNT	USDT	0.029793	0.039231	0.029793	0.9544717	EUR 0.03
27.02.2025	CLOSE_LONG	QNT	USDT	0.026531	0.347668	0.026531	0.9544717	EUR 0.03

Datum	Trade Event	Coin/Token	Quote	Nominal	Fee	Realized PnL	Wechselkurs	Realized PnL (EUR)
27.02.2025	CLOSE_LONG	QNT	USDT	0.025791	0.033961	0.025791	0.9544717	EUR 0.02
27.02.2025	CLOSE_LONG	QNT	USDT	0.023093	0.039227	0.023093	0.9544717	EUR 0.02
27.02.2025	CLOSE_LONG	QNT	USDT	0.019991	0.033958	0.019991	0.9544717	EUR 0.02
27.02.2025	CLOSE_LONG	QNT	USDT	0.01924	0.077853	0.01924	0.9544717	EUR 0.02
27.02.2025	CLOSE_LONG	QNT	USDT	0.016393	0.039223	0.016393	0.9544717	EUR 0.02
27.02.2025	CLOSE_LONG	QNT	USDT	0.014191	0.033954	0.014191	0.9544717	EUR 0.01
27.02.2025	CLOSE_LONG	QNT	USDT	0.009693	0.039219	0.009693	0.9544717	EUR 0.01
27.02.2025	CLOSE_LONG	QNT	USDT	0.008391	0.033951	0.008391	0.9544717	EUR 0.01
27.02.2025	CLOSE_LONG	QNT	USDT	0.00795	0.104183	0.00795	0.9544717	EUR 0.01
27.02.2025	CLOSE_LONG	QNT	USDT	0.006566	0.086039	0.006566	0.9544717	EUR 0.01
27.02.2025	CLOSE_LONG	QNT	USDT	0.002993	0.039215	0.002993	0.9544717	EUR 0.00
27.02.2025	CLOSE_LONG	QNT	USDT	0.002591	0.033947	0.002591	0.9544717	EUR 0.00
27.02.2025	CLOSE_LONG	QNT	USDT	0.003209	0.033944	-0.003209	0.9544717	EUR-0.00
27.02.2025	CLOSE_LONG	QNT	USDT	0.003707	0.039211	-0.003707	0.9544717	EUR-0.00
27.02.2025	CLOSE_LONG	QNT	USDT	0.010407	0.039207	-0.010407	0.9544717	EUR-0.01
27.02.2025	CLOSE_LONG	QNT	USDT	0.02883	0.30491	-0.02883	0.9544717	EUR-0.03
27.02.2025	CLOSE_LONG	QNT	USDT	0.034086	0.360508	-0.034086	0.9544717	EUR-0.03
27.02.2025	CLOSE_LONG	QNT	USDT	0.047422	0.501551	-0.047422	0.9544717	EUR-0.05
27.02.2025	CLOSE_LONG	QNT	USDT	0.429968	1.619778	-0.429968	0.9544717	EUR-0.41
25.02.2025	CLOSE_LONG	OP	USDT	2.30	0.64524	-2.30	0.95265314	EUR-2.19
25.02.2025	CLOSE_LONG	MOVE	USDT	67.1766	0.154698	-67.1766	0.95265314	EUR-64.00
24.02.2025	CLOSE_LONG	QNT	USDT	0.198397	0.01678	-0.198397	0.95547487	EUR-0.19
24.02.2025	CLOSE_LONG	QNT	USDT	0.359489	0.029075	-0.359489	0.95547487	EUR-0.34
24.02.2025	CLOSE_LONG	QNT	USDT	0.429861	0.036356	-0.429861	0.95547487	EUR-0.41
24.02.2025	CLOSE_LONG	QNT	USDT	0.436361	0.036352	-0.436361	0.95547487	EUR-0.42
24.02.2025	CLOSE_LONG	QNT	USDT	0.449361	0.036344	-0.449361	0.95547487	EUR-0.43
24.02.2025	CLOSE_LONG	QNT	USDT	0.455861	0.03634	-0.455861	0.95547487	EUR-0.44
24.02.2025	CLOSE_LONG	QNT	USDT	0.503494	0.041945	-0.503494	0.95547487	EUR-0.48
24.02.2025	CLOSE_LONG	QNT	USDT	0.617166	0.049199	-0.617166	0.95547487	EUR-0.59
24.02.2025	CLOSE_LONG	QNT	USDT	0.758597	0.063196	-0.758597	0.95547487	EUR-0.72
24.02.2025	CLOSE_LONG	QNT	USDT	1.710126	0.140359	-1.710126	0.95547487	EUR-1.63
24.02.2025	CLOSE_LONG	QNT	USDT	4.703082	0.030412	-4.703082	0.95547487	EUR-4.49
24.02.2025	CLOSE_LONG	QNT	USDT	4.782795	0.030928	-4.782795	0.95547487	EUR-4.57
24.02.2025	CLOSE_LONG	POL	USDT	5.029316	0.018454	-5.029316	0.95547487	EUR-4.81
24.02.2025	CLOSE_LONG	QNT	USDT	5.161861	0.033517	-5.161861	0.95547487	EUR-4.93
24.02.2025	CLOSE_LONG	QNT	USDT	5.168361	0.033513	-5.168361	0.95547487	EUR-4.94
24.02.2025	CLOSE_LONG	QNT	USDT	5.174861	0.033509	-5.174861	0.95547487	EUR-4.94
24.02.2025	CLOSE_LONG	QNT	USDT	5.187861	0.033501	-5.187861	0.95547487	EUR-4.96
24.02.2025	CLOSE_LONG	QNT	USDT	5.200861	0.033493	-5.200861	0.95547487	EUR-4.97
24.02.2025	CLOSE_LONG	QNT	USDT	5.985994	0.038655	-5.985994	0.95547487	EUR-5.72
24.02.2025	CLOSE_LONG	QNT	USDT	6.670713	0.043314	-6.670713	0.95547487	EUR-6.37
24.02.2025	CLOSE_LONG	QNT	USDT	6.704313	0.043294	-6.704313	0.95547487	EUR-6.41
24.02.2025	CLOSE_LONG	QNT	USDT	6.712713	0.043289	-6.712713	0.95547487	EUR-6.41
24.02.2025	CLOSE_LONG	QNT	USDT	6.721113	0.043284	-6.721113	0.95547487	EUR-6.42
24.02.2025	CLOSE_LONG	QNT	USDT	7.281206	0.04689	-7.281206	0.95547487	EUR-6.96
24.02.2025	CLOSE_LONG	QNT	USDT	7.941325	0.051564	-7.941325	0.95547487	EUR-7.59
24.02.2025	CLOSE_LONG	QNT	USDT	7.951325	0.051558	-7.951325	0.95547487	EUR-7.60
24.02.2025	CLOSE_LONG	QNT	USDT	10.280002	0.831441	-10.280002	0.95547487	EUR-9.82

Datum	Trade Event	Coin/Token	Quote	Nominal	Fee	Realized PnL	Wechselkurs	Realized PnL (EUR)
24.02.2025	CLOSE_LONG	ARB	USDT	13.927432	0.051277	-13.927432	0.95547487	EUR-13.31
24.02.2025	CLOSE_LONG	QNT	USDT	15.643397	0.101018	-15.643397	0.95547487	EUR-14.95
24.02.2025	CLOSE_LONG	QNT	USDT	18.017037	1.436277	-18.017037	0.95547487	EUR-17.21
24.02.2025	CLOSE_LONG	QNT	USDT	18.367561	0.119099	-18.367561	0.95547487	EUR-17.55
24.02.2025	CLOSE_LONG	EGLD	USDT	18.905432	0.133848	-18.905432	0.95547487	EUR-18.06
24.02.2025	CLOSE_LONG	ONDO	USDT	21.985959	0.039454	-21.985959	0.95547487	EUR-21.01
24.02.2025	CLOSE_LONG	LINK	USDT	29.496779	0.116518	-29.496779	0.95547487	EUR-28.18
24.02.2025	CLOSE_LONG	LINK	USDT	29.544779	0.116489	-29.544779	0.95547487	EUR-28.23
24.02.2025	CLOSE_LONG	FET	USDT	29.6309	0.128361	-29.6309	0.95547487	EUR-28.31
24.02.2025	CLOSE_LONG	EGLD	USDT	29.793628	0.209683	-29.793628	0.95547487	EUR-28.47
24.02.2025	CLOSE_LONG	QNT	USDT	31.805473	0.205105	-31.805473	0.95547487	EUR-30.39
24.02.2025	CLOSE_LONG	EGLD	USDT	31.993807	0.226512	-31.993807	0.95547487	EUR-30.57
24.02.2025	CLOSE_LONG	LINK	USDT	34.412909	0.135937	-34.412909	0.95547487	EUR-32.88
24.02.2025	CLOSE_LONG	EGLD	USDT	36.174816	0.256113	-36.174816	0.95547487	EUR-34.56
24.02.2025	CLOSE_LONG	FET	USDT	41.8202	0.181165	-41.8202	0.95547487	EUR-39.96
24.02.2025	CLOSE_LONG	MOVE	USDT	44.902	0.153548	-44.902	0.95547487	EUR-42.90
24.02.2025	CLOSE_LONG	FET	USDT	47.4689	0.205635	-47.4689	0.95547487	EUR-45.36
24.02.2025	CLOSE_LONG	ONDO	USDT	54.446361	0.097704	-54.446361	0.95547487	EUR-52.02
24.02.2025	CLOSE_LONG	LINK	USDT	59.089558	0.232978	-59.089558	0.95547487	EUR-56.46
24.02.2025	CLOSE_LONG	POL	USDT	64.100912	0.2352	-64.100912	0.95547487	EUR-61.25
24.02.2025	CLOSE_LONG	QNT	USDT	77.242138	0.499481	-77.242138	0.95547487	EUR-73.80
24.02.2025	CLOSE_LONG	LINK	USDT	119.523895	0.599364	-119.523895	0.95547487	EUR-114.20
23.02.2025	CLOSE_LONG	OP	USDT	29.687472	0.70954	29.687472	0.95556617	EUR 28.37
23.02.2025	CLOSE_LONG	OP	USDT	14.718627	0.35178	14.718627	0.95556617	EUR 14.06
23.02.2025	CLOSE_LONG	OP	USDT	9.993948	0.238859	9.993948	0.95556617	EUR 9.55
23.02.2025	CLOSE_LONG	OP	USDT	4.474463	0.106941	4.474463	0.95556617	EUR 4.28
23.02.2025	CLOSE_LONG	SEI	USDT	5.09092	0.304028	-5.09092	0.95556617	EUR-4.86
23.02.2025	CLOSE_LONG	SEI	USDT	5.28546	0.315646	-5.28546	0.95556617	EUR-5.05
23.02.2025	CLOSE_LONG	ICP	USDT	13.83611	0.57531	-13.83611	0.95556617	EUR-13.22
20.02.2025	CLOSE_LONG	IO	USDT	30.888	0.72072	-30.888	0.95757924	EUR-29.58
18.02.2025	CLOSE_LONG	QNT	USDT	185.067383	2.07308	185.067383	0.9572126	EUR 177.15
18.02.2025	CLOSE_LONG	QNT	USDT	76.203471	0.847277	76.203471	0.9572126	EUR 72.94
18.02.2025	CLOSE_LONG	QNT	USDT	31.266886	0.347645	31.266886	0.9572126	EUR 29.93
18.02.2025	CLOSE_LONG	QNT	USDT	26.421284	0.293768	26.421284	0.9572126	EUR 25.29
18.02.2025	CLOSE_LONG	QNT	USDT	19.268409	0.215437	19.268409	0.9572126	EUR 18.44
18.02.2025	CLOSE_LONG	QNT	USDT	19.04089	0.213691	19.04089	0.9572126	EUR 18.23
18.02.2025	CLOSE_LONG	QNT	USDT	18.737852	0.21029	18.737852	0.9572126	EUR 17.94
18.02.2025	CLOSE_LONG	QNT	USDT	18.08127	0.202922	18.08127	0.9572126	EUR 17.31
18.02.2025	CLOSE_LONG	QNT	USDT	18.030763	0.202355	18.030763	0.9572126	EUR 17.26
18.02.2025	CLOSE_LONG	QNT	USDT	17.929751	0.201221	17.929751	0.9572126	EUR 17.16
18.02.2025	CLOSE_LONG	QNT	USDT	17.323674	0.194419	17.323674	0.9572126	EUR 16.58
18.02.2025	CLOSE_LONG	QNT	USDT	17.071143	0.191585	17.071143	0.9572126	EUR 16.34
18.02.2025	CLOSE_LONG	QNT	USDT	16.818611	0.188751	16.818611	0.9572126	EUR 16.10
18.02.2025	CLOSE_LONG	QNT	USDT	16.616586	0.186484	16.616586	0.9572126	EUR 15.91
18.02.2025	CLOSE_LONG	QNT	USDT	16.263041	0.182516	16.263041	0.9572126	EUR 15.57
18.02.2025	CLOSE_LONG	QNT	USDT	16.244635	0.181968	16.244635	0.9572126	EUR 15.55
18.02.2025	CLOSE_LONG	QNT	USDT	16.212535	0.181949	16.212535	0.9572126	EUR 15.52
18.02.2025	CLOSE_LONG	QNT	USDT	15.960003	0.179115	15.960003	0.9572126	EUR 15.28

Datum	Trade Event	Coin/Token	Quote	Nominal	Fee	Realized PnL	Wechselkurs	Realized PnL (EUR)
18.02.2025	CLOSE_LONG	QNT	USDT	15.858991	0.177981	15.858991	0.9572126	EUR 15.18
18.02.2025	CLOSE_LONG	QNT	USDT	15.808484	0.177415	15.808484	0.9572126	EUR 15.13
18.02.2025	CLOSE_LONG	QNT	USDT	15.656965	0.175714	15.656965	0.9572126	EUR 14.99
18.02.2025	CLOSE_LONG	QNT	USDT	15.353927	0.172313	15.353927	0.9572126	EUR 14.70
18.02.2025	CLOSE_LONG	QNT	USDT	12.751585	0.14178	12.751585	0.9572126	EUR 12.21
18.02.2025	CLOSE_LONG	QNT	USDT	10.354287	0.115125	10.354287	0.9572126	EUR 9.91
18.02.2025	CLOSE_LONG	QNT	USDT	9.545698	0.107129	9.545698	0.9572126	EUR 9.14
18.02.2025	CLOSE_LONG	QNT	USDT	9.232147	0.102649	9.232147	0.9572126	EUR 8.84
18.02.2025	CLOSE_LONG	QNT	USDT	6.23688	0.069734	6.23688	0.9572126	EUR 5.97
18.02.2025	CLOSE_LONG	QNT	USDT	6.22458	0.069726	6.22458	0.9572126	EUR 5.96
18.02.2025	CLOSE_LONG	QNT	USDT	5.814723	0.064652	5.814723	0.9572126	EUR 5.57
18.02.2025	CLOSE_LONG	QNT	USDT	3.289412	0.036847	3.289412	0.9572126	EUR 3.15
18.02.2025	CLOSE_LONG	QNT	USDT	3.282912	0.036843	3.282912	0.9572126	EUR 3.14
18.02.2025	CLOSE_LONG	QNT	USDT	2.295285	0.02552	2.295285	0.9572126	EUR 2.20
18.02.2025	CLOSE_LONG	HBAR	USDT	0.23982	0.00256	-0.23982	0.9572126	EUR-0.23
18.02.2025	CLOSE_LONG	HBAR	USDT	0.285	0.003048	-0.285	0.9572126	EUR-0.27
18.02.2025	CLOSE_LONG	XDC	USDT	5.94	0.098831	-5.94	0.9572126	EUR-5.69
18.02.2025	CLOSE_LONG	XDC	USDT	7.282	0.12078	-7.282	0.9572126	EUR-6.97
18.02.2025	CLOSE_LONG	HBAR	USDT	11.51001	0.122767	-11.51001	0.9572126	EUR-11.02
18.02.2025	CLOSE_LONG	ALGO	USDT	17.82016	0.2171	-17.82016	0.9572126	EUR-17.06
17.02.2025	CLOSE_LONG	ARB	USDT	9.720081	0.592131	9.720081	0.95483625	EUR 9.28
16.02.2025	CLOSE_LONG	XDC	USDT	0.12	0.005874	-0.12	0.95438061	EUR-0.11
16.02.2025	CLOSE_LONG	XDC	USDT	1.68	0.082236	-1.68	0.95438061	EUR-1.60
16.02.2025	CLOSE_LONG	XDC	USDT	2.36	0.117504	-2.36	0.95438061	EUR-2.25
16.02.2025	CLOSE_LONG	XDC	USDT	2.691	0.135143	-2.691	0.95438061	EUR-2.57
16.02.2025	CLOSE_LONG	XDC	USDT	2.714	0.13513	-2.714	0.95438061	EUR-2.59
16.02.2025	CLOSE_LONG	XDC	USDT	2.737	0.135116	-2.737	0.95438061	EUR-2.61
16.02.2025	CLOSE_LONG	XDC	USDT	3.57	0.176238	-3.57	0.95438061	EUR-3.41
15.02.2025	CLOSE_LONG	SEI	USDT	3.8376	0.090133	-3.8376	0.95438061	EUR-3.66
15.02.2025	CLOSE_LONG	SEI	USDT	16.18128	0.381958	-16.18128	0.95438061	EUR-15.44
15.02.2025	CLOSE_LONG	MOVE	USDT	27.80	0.35034	-27.80	0.95438061	EUR-26.53
14.02.2025	CLOSE_LONG	ATH	USDT	0.0754	0.006171	-0.0754	0.95438061	EUR-0.07
14.02.2025	CLOSE_LONG	ATH	USDT	0.2436	0.020656	-0.2436	0.95438061	EUR-0.23
14.02.2025	CLOSE_LONG	ASTR	USDT	0.52	0.040043	-0.52	0.95438061	EUR-0.50
14.02.2025	CLOSE_LONG	ATH	USDT	0.6075	0.053433	-0.6075	0.95438061	EUR-0.58
14.02.2025	CLOSE_LONG	ATH	USDT	0.6525	0.053406	-0.6525	0.95438061	EUR-0.62
14.02.2025	CLOSE_LONG	ATH	USDT	0.675	0.053393	-0.675	0.95438061	EUR-0.64
14.02.2025	CLOSE_LONG	ATH	USDT	0.711	0.05624	-0.711	0.95438061	EUR-0.68
14.02.2025	CLOSE_LONG	AKT	USDT	2.1675	0.049496	-2.1675	0.95438061	EUR-2.07
14.02.2025	CLOSE_LONG	AKT	USDT	2.21	0.04947	-2.21	0.95438061	EUR-2.11
14.02.2025	CLOSE_LONG	ASTR	USDT	2.68	0.206377	-2.68	0.95438061	EUR-2.56
14.02.2025	CLOSE_LONG	ATH	USDT	2.925	0.231368	-2.925	0.95438061	EUR-2.79
14.02.2025	CLOSE_LONG	AKT	USDT	5.98	0.13386	-5.98	0.95438061	EUR-5.71
13.02.2025	CLOSE_SHORT	B3	USDT	9.3682	0.072732	9.3682	0.96246391	EUR 9.02
13.02.2025	CLOSE_SHORT	BNX	USDT	1.16688	0.030159	1.16688	0.96246391	EUR 1.12
13.02.2025	CLOSE_SHORT	BLUR	USDT	0.29561	0.035245	0.29561	0.96246391	EUR 0.28
13.02.2025	CLOSE_SHORT	ZRX	USDT	0.2332	0.040666	0.2332	0.96246391	EUR 0.22
13.02.2025	CLOSE_SHORT	CHZ	USDT	0.19569	0.021835	0.19569	0.96246391	EUR 0.19

Datum	Trade Event	Coin/Token	Quote	Nominal	Fee	Realized PnL	Wechselkurs	Realized PnL (EUR)
13.02.2025	CLOSE_SHORT	HOOK	USDT	0.17	0.006741	0.17	0.96246391	EUR 0.16
13.02.2025	CLOSE_SHORT	ROSE	USDT	0.16065	0.025067	0.16065	0.96246391	EUR 0.15
13.02.2025	CLOSE_SHORT	LAYER	USDT	0.155	0.025617	0.155	0.96246391	EUR 0.15
13.02.2025	CLOSE_SHORT	ONT	USDT	0.12858	0.025677	0.12858	0.96246391	EUR 0.12
13.02.2025	CLOSE_SHORT	LUNC	USDT	0.064	0.004766	0.064	0.96246391	EUR 0.06
13.02.2025	CLOSE_SHORT	LDO	USDT	0.036	0.02033	0.036	0.96246391	EUR 0.03
13.02.2025	CLOSE_SHORT	KNC	USDT	0.01343	0.034359	0.01343	0.96246391	EUR 0.01
13.02.2025	CLOSE_SHORT	TLM	USDT	0.00	0.023064	0.00	0.96246391	EUR 0.00
13.02.2025	CLOSE_SHORT	CHR	USDT	0.03304	0.026366	-0.03304	0.96246391	EUR-0.03
13.02.2025	CLOSE_SHORT	ALICE	USDT	0.06	0.00912	-0.06	0.96246391	EUR-0.06
13.02.2025	CLOSE_SHORT	RON	USDT	0.072	0.014604	-0.072	0.96246391	EUR-0.07
13.02.2025	CLOSE_SHORT	BERA	USDT	0.12	0.03495	-0.12	0.96246391	EUR-0.12
13.02.2025	CLOSE_SHORT	FLOKI	USDT	0.13894	0.017541	-0.13894	0.96246391	EUR-0.13
13.02.2025	CLOSE_SHORT	IP	USDT	0.15	0.011478	-0.15	0.96246391	EUR-0.14
13.02.2025	CLOSE_SHORT	10000ELON	USDT	0.30	0.012528	-0.30	0.96246391	EUR-0.29
13.02.2025	CLOSE_SHORT	1INCH	USDT	0.54747	0.081105	-0.54747	0.96246391	EUR-0.53
13.02.2025	CLOSE_SHORT	FXS	USDT	0.8794	0.04584	-0.8794	0.96246391	EUR-0.85
13.02.2025	CLOSE_LONG	QNT	USDT	23.517254	0.25274	23.517254	0.96246391	EUR 22.63
13.02.2025	CLOSE_LONG	QNT	USDT	18.111551	0.194998	18.111551	0.96246391	EUR 17.43
13.02.2025	CLOSE_LONG	QNT	USDT	12.643214	0.135631	12.643214	0.96246391	EUR 12.17
13.02.2025	CLOSE_LONG	HNT	USDT	10.3168	0.231176	10.3168	0.96246391	EUR 9.93
13.02.2025	CLOSE_LONG	QNT	USDT	9.401988	0.101411	9.401988	0.96246391	EUR 9.05
13.02.2025	CLOSE_LONG	QNT	USDT	7.342256	0.078481	7.342256	0.96246391	EUR 7.07
13.02.2025	CLOSE_LONG	QNT	USDT	6.909499	0.073989	6.909499	0.96246391	EUR 6.65
13.02.2025	CLOSE_LONG	QNT	USDT	3.702273	0.039788	3.702273	0.96246391	EUR 3.56
13.02.2025	CLOSE_LONG	QNT	USDT	3.695173	0.039784	3.695173	0.96246391	EUR 3.56
13.02.2025	CLOSE_LONG	QNT	USDT	3.688073	0.03978	3.688073	0.96246391	EUR 3.55
13.02.2025	CLOSE_LONG	QNT	USDT	3.493694	0.037547	3.493694	0.96246391	EUR 3.36
13.02.2025	CLOSE_LONG	QNT	USDT	1.347962	0.014566	1.347962	0.96246391	EUR 1.30
13.02.2025	CLOSE_LONG	HNT	USDT	0.0424	0.000933	0.0424	0.96246391	EUR 0.04
13.02.2025	CLOSE_LONG	HNT	USDT	0.0416	0.000932	0.0416	0.96246391	EUR 0.04
13.02.2025	CLOSE_LONG	B3	USDT	0.093	0.008357	-0.093	0.96246391	EUR-0.09
13.02.2025	CLOSE_LONG	MOVE	USDT	6.9812	0.143148	-6.9812	0.96246391	EUR-6.72
12.02.2025	CLOSE_SHORT	TAO	USDT	0.080598	0.029186	-0.080598	0.96432015	EUR-0.08
12.02.2025	CLOSE_SHORT	QNT	USDT	0.16	0.008338	-0.16	0.96432015	EUR-0.15
12.02.2025	CLOSE_SHORT	QNT	USDT	0.25	0.013028	-0.25	0.96432015	EUR-0.24
12.02.2025	CLOSE_SHORT	QNT	USDT	0.27	0.01407	-0.27	0.96432015	EUR-0.26
12.02.2025	CLOSE_SHORT	SUI	USDT	0.31458	0.009482	-0.31458	0.96432015	EUR-0.30
12.02.2025	CLOSE_SHORT	TAO	USDT	0.402071	0.157815	-0.402071	0.96432015	EUR-0.39
12.02.2025	CLOSE_SHORT	SUI	USDT	0.46296	0.013932	-0.46296	0.96432015	EUR-0.45
12.02.2025	CLOSE_SHORT	SUI	USDT	0.46368	0.013933	-0.46368	0.96432015	EUR-0.45
12.02.2025	CLOSE_SHORT	QNT	USDT	0.7056	0.037511	-0.7056	0.96432015	EUR-0.68
12.02.2025	CLOSE_SHORT	QNT	USDT	0.7128	0.037515	-0.7128	0.96432015	EUR-0.69
12.02.2025	CLOSE_SHORT	QNT	USDT	0.72	0.037519	-0.72	0.96432015	EUR-0.69
12.02.2025	CLOSE_SHORT	QNT	USDT	0.7272	0.037524	-0.7272	0.96432015	EUR-0.70
12.02.2025	CLOSE_SHORT	TAO	USDT	0.749111	0.279933	-0.749111	0.96432015	EUR-0.72
12.02.2025	CLOSE_SHORT	QNT	USDT	1.6867	0.087034	-1.6867	0.96432015	EUR-1.63
12.02.2025	CLOSE_SHORT	QNT	USDT	2.254	0.119825	-2.254	0.96432015	EUR-2.17

Datum	Trade Event	Coin/Token	Quote	Nominal	Fee	Realized PnL	Wechselkurs	Realized PnL (EUR)
12.02.2025	CLOSE_SHORT	XDC	USDT	2.35562	0.206728	-2.35562	0.96432015	EUR-2.27
12.02.2025	CLOSE_SHORT	QNT	USDT	2.626	0.135502	-2.626	0.96432015	EUR-2.53
12.02.2025	CLOSE_SHORT	SUI	USDT	4.17315	0.125206	-4.17315	0.96432015	EUR-4.02
12.02.2025	CLOSE_SHORT	QNT	USDT	4.4717	0.240144	-4.4717	0.96432015	EUR-4.31
12.02.2025	CLOSE_SHORT	QNT	USDT	5.3064	0.279277	-5.3064	0.96432015	EUR-5.12
12.02.2025	CLOSE_SHORT	QNT	USDT	5.5045	0.284032	-5.5045	0.96432015	EUR-5.31
12.02.2025	CLOSE_SHORT	QNT	USDT	7.1306	0.367939	-7.1306	0.96432015	EUR-6.88
12.02.2025	CLOSE_SHORT	QNT	USDT	8.7264	0.450282	-8.7264	0.96432015	EUR-8.42
12.02.2025	CLOSE_SHORT	QNT	USDT	8.8375	0.456015	-8.8375	0.96432015	EUR-8.52
12.02.2025	CLOSE_SHORT	XDC	USDT	15.97938	1.425175	-15.97938	0.96432015	EUR-15.41
12.02.2025	CLOSE_SHORT	SUI	USDT	26.8736	0.80506	-26.8736	0.96432015	EUR-25.91
12.02.2025	CLOSE_SHORT	HBAR	USDT	28.60	2.63892	-28.60	0.96432015	EUR-27.58
12.02.2025	CLOSE_LONG	QNT	USDT	212.987753	2.292011	212.987753	0.96432015	EUR 205.39
12.02.2025	CLOSE_LONG	QNT	USDT	30.03851	0.323848	30.03851	0.96432015	EUR 28.97
12.02.2025	CLOSE_LONG	EGLD	USDT	23.903294	0.678871	23.903294	0.96432015	EUR 23.05
12.02.2025	CLOSE_LONG	QNT	USDT	20.960156	0.225143	20.960156	0.96432015	EUR 20.21
12.02.2025	CLOSE_LONG	LINK	USDT	20.241274	0.4819	20.241274	0.96432015	EUR 19.52
12.02.2025	CLOSE_LONG	QNT	USDT	15.787126	0.380422	15.787126	0.96432015	EUR 15.22
12.02.2025	CLOSE_LONG	QNT	USDT	15.343668	0.369736	15.343668	0.96432015	EUR 14.80
12.02.2025	CLOSE_LONG	QNT	USDT	15.254976	0.367598	15.254976	0.96432015	EUR 14.71
12.02.2025	CLOSE_LONG	QNT	USDT	15.197505	0.372774	15.197505	0.96432015	EUR 14.66
12.02.2025	CLOSE_LONG	QNT	USDT	15.001549	0.367967	15.001549	0.96432015	EUR 14.47
12.02.2025	CLOSE_LONG	QNT	USDT	14.855863	0.357981	14.855863	0.96432015	EUR 14.33
12.02.2025	CLOSE_LONG	QNT	USDT	14.846777	0.159476	14.846777	0.96432015	EUR 14.32
12.02.2025	CLOSE_LONG	QNT	USDT	14.811517	0.356912	14.811517	0.96432015	EUR 14.28
12.02.2025	CLOSE_LONG	QNT	USDT	14.609636	0.358354	14.609636	0.96432015	EUR 14.09
12.02.2025	CLOSE_LONG	QNT	USDT	11.626745	0.285188	11.626745	0.96432015	EUR 11.21
12.02.2025	CLOSE_LONG	EGLD	USDT	10.545571	0.299502	10.545571	0.96432015	EUR 10.17
12.02.2025	CLOSE_LONG	EGLD	USDT	10.39492	0.295223	10.39492	0.96432015	EUR 10.02
12.02.2025	CLOSE_LONG	LINK	USDT	8.674832	0.206528	8.674832	0.96432015	EUR 8.37
12.02.2025	CLOSE_LONG	EGLD	USDT	8.034721	0.228192	8.034721	0.96432015	EUR 7.75
12.02.2025	CLOSE_LONG	LINK	USDT	6.761091	0.160642	6.761091	0.96432015	EUR 6.52
12.02.2025	CLOSE_LONG	EGLD	USDT	6.678862	0.189685	6.678862	0.96432015	EUR 6.44
12.02.2025	CLOSE_LONG	QNT	USDT	6.33117	0.067881	6.33117	0.96432015	EUR 6.11
12.02.2025	CLOSE_LONG	QNT	USDT	6.31887	0.067874	6.31887	0.96432015	EUR 6.09
12.02.2025	CLOSE_LONG	LINK	USDT	6.191533	0.428731	6.191533	0.96432015	EUR 5.97
12.02.2025	CLOSE_LONG	QNT	USDT	5.987556	0.146867	5.987556	0.96432015	EUR 5.77
12.02.2025	CLOSE_LONG	QNT	USDT	5.09582	0.054636	5.09582	0.96432015	EUR 4.91
12.02.2025	CLOSE_LONG	LINK	USDT	4.754117	0.327207	4.754117	0.96432015	EUR 4.58
12.02.2025	CLOSE_LONG	QNT	USDT	4.678488	0.112737	4.678488	0.96432015	EUR 4.51
12.02.2025	CLOSE_LONG	LINK	USDT	3.855481	0.09179	3.855481	0.96432015	EUR 3.72
12.02.2025	CLOSE_LONG	LINK	USDT	3.747507	0.259495	3.747507	0.96432015	EUR 3.61
12.02.2025	CLOSE_LONG	EGLD	USDT	3.482756	0.097022	3.482756	0.96432015	EUR 3.36
12.02.2025	CLOSE_LONG	LINK	USDT	2.786896	0.191811	2.786896	0.96432015	EUR 2.69
12.02.2025	CLOSE_LONG	QNT	USDT	2.150774	0.051827	2.150774	0.96432015	EUR 2.07
12.02.2025	CLOSE_LONG	QNT	USDT	1.574851	0.038457	1.574851	0.96432015	EUR 1.52
12.02.2025	CLOSE_LONG	QNT	USDT	1.567651	0.038452	1.567651	0.96432015	EUR 1.51
12.02.2025	CLOSE_LONG	QNT	USDT	1.547188	0.016558	1.547188	0.96432015	EUR 1.49

Datum	Trade Event	Coin/Token	Quote	Nominal	Fee	Realized PnL	Wechselkurs	Realized PnL (EUR)
12.02.2025	CLOSE_LONG	QNT	USDT	1.529932	0.036867	1.529932	0.96432015	EUR 1.48
12.02.2025	CLOSE_LONG	LINK	USDT	1.303481	0.090259	1.303481	0.96432015	EUR 1.26
12.02.2025	CLOSE_LONG	QNT	USDT	0.962409	0.023501	0.962409	0.96432015	EUR 0.93
12.02.2025	CLOSE_LONG	LINK	USDT	0.819675	0.056415	0.819675	0.96432015	EUR 0.79
12.02.2025	CLOSE_LONG	LINK	USDT	0.491805	0.033849	0.491805	0.96432015	EUR 0.47
12.02.2025	CLOSE_LONG	EGLD	USDT	0.204868	0.005707	0.204868	0.96432015	EUR 0.20
12.02.2025	CLOSE_LONG	KSM	USDT	0.034752	0.006966	-0.034752	0.96432015	EUR-0.03
12.02.2025	CLOSE_LONG	KSM	USDT	0.045505	0.013946	-0.045505	0.96432015	EUR-0.04
12.02.2025	CLOSE_LONG	XDC	USDT	0.24	0.005386	-0.24	0.96432015	EUR-0.23
12.02.2025	CLOSE_LONG	KSM	USDT	0.297107	0.072019	-0.297107	0.96432015	EUR-0.29
12.02.2025	CLOSE_LONG	ALGO	USDT	1.21	0.016746	-1.21	0.96432015	EUR-1.17
12.02.2025	CLOSE_LONG	EGLD	USDT	1.804842	0.039726	-1.804842	0.96432015	EUR-1.74
12.02.2025	CLOSE_LONG	EGLD	USDT	2.385294	0.05162	-2.385294	0.96432015	EUR-2.30
12.02.2025	CLOSE_LONG	FLUX	USDT	2.86	0.12141	-2.86	0.96432015	EUR-2.76
12.02.2025	CLOSE_LONG	KSM	USDT	3.033636	0.92976	-3.033636	0.96432015	EUR-2.93
12.02.2025	CLOSE_LONG	HBAR	USDT	3.512	0.012947	-3.512	0.96432015	EUR-3.39
12.02.2025	CLOSE_LONG	RENDER	USDT	3.60	0.025572	-3.60	0.96432015	EUR-3.47
12.02.2025	CLOSE_LONG	QNT	USDT	3.703969	0.036914	-3.703969	0.96432015	EUR-3.57
12.02.2025	CLOSE_LONG	QNT	USDT	3.711169	0.03691	-3.711169	0.96432015	EUR-3.58
12.02.2025	CLOSE_LONG	QNT	USDT	3.718369	0.036906	-3.718369	0.96432015	EUR-3.59
12.02.2025	CLOSE_LONG	LINK	USDT	3.761659	0.021469	-3.761659	0.96432015	EUR-3.63
12.02.2025	CLOSE_LONG	EGLD	USDT	4.464782	0.096623	-4.464782	0.96432015	EUR-4.31
12.02.2025	CLOSE_LONG	IMX	USDT	4.54796	0.035831	-4.54796	0.96432015	EUR-4.39
12.02.2025	CLOSE_LONG	QNT	USDT	4.858682	0.048724	-4.858682	0.96432015	EUR-4.69
12.02.2025	CLOSE_LONG	QNT	USDT	4.868182	0.048718	-4.868182	0.96432015	EUR-4.69
12.02.2025	CLOSE_LONG	QNT	USDT	4.877682	0.048712	-4.877682	0.96432015	EUR-4.70
12.02.2025	CLOSE_LONG	LINK	USDT	5.642489	0.032204	-5.642489	0.96432015	EUR-5.44
12.02.2025	CLOSE_LONG	ATH	USDT	5.921576	0.049343	-5.921576	0.96432015	EUR-5.71
12.02.2025	CLOSE_LONG	ATH	USDT	5.944076	0.049329	-5.944076	0.96432015	EUR-5.73
12.02.2025	CLOSE_LONG	QNT	USDT	7.174162	0.071795	-7.174162	0.96432015	EUR-6.92
12.02.2025	CLOSE_LONG	MANTA	USDT	8.720427	0.051582	-8.720427	0.96432015	EUR-8.41
12.02.2025	CLOSE_LONG	DYDX	USDT	9.984397	0.093701	-9.984397	0.96432015	EUR-9.63
12.02.2025	CLOSE_LONG	MANTA	USDT	10.249535	0.060968	-10.249535	0.96432015	EUR-9.88
12.02.2025	CLOSE_LONG	MANTA	USDT	10.275785	0.060953	-10.275785	0.96432015	EUR-9.91
12.02.2025	CLOSE_LONG	QNT	USDT	11.000176	0.10918	-11.000176	0.96432015	EUR-10.61
12.02.2025	CLOSE_LONG	EGLD	USDT	12.333086	0.271461	-12.333086	0.96432015	EUR-11.89
12.02.2025	CLOSE_LONG	FET	USDT	12.83683	0.089681	-12.83683	0.96432015	EUR-12.38
12.02.2025	CLOSE_LONG	ATH	USDT	13.109057	0.10968	-13.109057	0.96432015	EUR-12.64
12.02.2025	CLOSE_LONG	ATH	USDT	13.159057	0.10965	-13.159057	0.96432015	EUR-12.69
12.02.2025	CLOSE_LONG	POL	USDT	13.5553	0.180479	-13.5553	0.96432015	EUR-13.07
12.02.2025	CLOSE_LONG	EGLD	USDT	13.656636	0.300593	-13.656636	0.96432015	EUR-13.17
12.02.2025	CLOSE_LONG	DYDX	USDT	14.421907	0.135346	-14.421907	0.96432015	EUR-13.91
12.02.2025	CLOSE_LONG	QNT	USDT	16.390998	0.16302	-16.390998	0.96432015	EUR-15.81
12.02.2025	CLOSE_LONG	QNT	USDT	16.724094	0.167712	-16.724094	0.96432015	EUR-16.13
12.02.2025	CLOSE_LONG	DYDX	USDT	17.094695	0.164203	-17.094695	0.96432015	EUR-16.48
12.02.2025	CLOSE_LONG	ATH	USDT	19.027997	0.158554	-19.027997	0.96432015	EUR-18.35
12.02.2025	CLOSE_LONG	FET	USDT	19.038814	0.133715	-19.038814	0.96432015	EUR-18.36
12.02.2025	CLOSE_LONG	MANTA	USDT	19.422923	0.11619	-19.422923	0.96432015	EUR-18.73

Datum	Trade Event	Coin/Token	Quote	Nominal	Fee	Realized PnL	Wechselkurs	Realized PnL (EUR)
12.02.2025	CLOSE_LONG	QNT	USDT	19.485871	0.195407	-19.485871	0.96432015	EUR-18.79
12.02.2025	CLOSE_LONG	IO	USDT	20.31181	0.082503	-20.31181	0.96432015	EUR-19.59
12.02.2025	CLOSE_LONG	EGLD	USDT	23.664558	0.52992	-23.664558	0.96432015	EUR-22.82
12.02.2025	CLOSE_LONG	IO	USDT	23.861447	0.096921	-23.861447	0.96432015	EUR-23.01
12.02.2025	CLOSE_LONG	EGLD	USDT	24.064558	0.52968	-24.064558	0.96432015	EUR-23.21
12.02.2025	CLOSE_LONG	IO	USDT	26.227871	0.106533	-26.227871	0.96432015	EUR-25.29
12.02.2025	CLOSE_LONG	EGLD	USDT	27.132789	0.597214	-27.132789	0.96432015	EUR-26.16
12.02.2025	CLOSE_LONG	QNT	USDT	28.455854	0.282432	-28.455854	0.96432015	EUR-27.44
12.02.2025	CLOSE_LONG	FET	USDT	31.081596	0.216382	-31.081596	0.96432015	EUR-29.97
12.02.2025	CLOSE_LONG	ATH	USDT	31.411138	0.260676	-31.411138	0.96432015	EUR-30.29
12.02.2025	CLOSE_LONG	QNT	USDT	36.409032	0.361369	-36.409032	0.96432015	EUR-35.11
12.02.2025	CLOSE_LONG	QNT	USDT	36.615608	0.363419	-36.615608	0.96432015	EUR-35.31
12.02.2025	CLOSE_LONG	SEI	USDT	37.327715	0.24441	-37.327715	0.96432015	EUR-36.00
12.02.2025	CLOSE_LONG	QNT	USDT	40.592198	0.402888	-40.592198	0.96432015	EUR-39.14
12.02.2025	CLOSE_LONG	QNT	USDT	44.052347	0.437231	-44.052347	0.96432015	EUR-42.48
12.02.2025	CLOSE_LONG	QNT	USDT	44.981939	0.446457	-44.981939	0.96432015	EUR-43.38
12.02.2025	CLOSE_LONG	QNT	USDT	47.512496	0.471574	-47.512496	0.96432015	EUR-45.82
12.02.2025	CLOSE_LONG	FET	USDT	48.092483	0.335396	-48.092483	0.96432015	EUR-46.38
12.02.2025	CLOSE_LONG	IMX	USDT	48.525054	0.382299	-48.525054	0.96432015	EUR-46.79
12.02.2025	CLOSE_LONG	QNT	USDT	54.071286	0.536671	-54.071286	0.96432015	EUR-52.14
12.02.2025	CLOSE_LONG	QNT	USDT	56.653487	0.5623	-56.653487	0.96432015	EUR-54.63
12.02.2025	CLOSE_LONG	POL	USDT	57.84409	0.770154	-57.84409	0.96432015	EUR-55.78
12.02.2025	CLOSE_LONG	FET	USDT	60.531282	0.42438	-60.531282	0.96432015	EUR-58.37
12.02.2025	CLOSE_LONG	FET	USDT	61.715531	0.43116	-61.715531	0.96432015	EUR-59.51
12.02.2025	CLOSE_LONG	FET	USDT	61.815531	0.4311	-61.815531	0.96432015	EUR-59.61
12.02.2025	CLOSE_LONG	QNT	USDT	62.024465	0.615609	-62.024465	0.96432015	EUR-59.81
12.02.2025	CLOSE_LONG	OP	USDT	64.030903	0.62334	-64.030903	0.96432015	EUR-61.75
12.02.2025	CLOSE_LONG	FET	USDT	64.411783	0.449206	-64.411783	0.96432015	EUR-62.11
12.02.2025	CLOSE_LONG	QNT	USDT	65.484614	0.649951	-65.484614	0.96432015	EUR-63.15
12.02.2025	CLOSE_LONG	POL	USDT	74.289559	0.989114	-74.289559	0.96432015	EUR-71.64
12.02.2025	CLOSE_LONG	IMX	USDT	92.797818	0.73246	-92.797818	0.96432015	EUR-89.49
12.02.2025	CLOSE_LONG	ARB	USDT	99.486484	0.90872	-99.486484	0.96432015	EUR-95.94
12.02.2025	CLOSE_LONG	QNT	USDT	102.255154	1.014908	-102.255154	0.96432015	EUR-98.61
12.02.2025	CLOSE_LONG	QNT	USDT	107.099996	1.071794	-107.099996	0.96432015	EUR-103.28
12.02.2025	CLOSE_LONG	OP	USDT	125.340184	1.216152	-125.340184	0.96432015	EUR-120.87
12.02.2025	CLOSE_LONG	MOVE	USDT	130.703	0.39988	-130.703	0.96432015	EUR-126.04
12.02.2025	CLOSE_LONG	IO	USDT	157.761632	0.6408	-157.761632	0.96432015	EUR-152.13
12.02.2025	CLOSE_LONG	LINK	USDT	431.900822	2.469372	-431.900822	0.96432015	EUR-416.49
07.02.2025	CLOSE_LONG	PRCL	USDT	0.20	0.00891	0.20	0.96366965	EUR 0.19
07.02.2025	CLOSE_LONG	QNT	USDT	0.08199	0.01073	-0.08199	0.96366965	EUR-0.08
07.02.2025	CLOSE_LONG	QNT	USDT	0.116985	0.016099	-0.116985	0.96366965	EUR-0.11
07.02.2025	CLOSE_LONG	QNT	USDT	0.373756	0.047745	-0.373756	0.96366965	EUR-0.36
07.02.2025	CLOSE_LONG	QNT	USDT	0.399951	0.053658	-0.399951	0.96366965	EUR-0.39
07.02.2025	CLOSE_LONG	QNT	USDT	0.409951	0.053652	-0.409951	0.96366965	EUR-0.40
07.02.2025	CLOSE_LONG	QNT	USDT	0.429951	0.05364	-0.429951	0.96366965	EUR-0.41
07.02.2025	CLOSE_LONG	EGLD	USDT	0.858316	0.031666	-0.858316	0.96366965	EUR-0.83
07.02.2025	CLOSE_LONG	QNT	USDT	0.8771	0.109426	-0.8771	0.96366965	EUR-0.85
07.02.2025	CLOSE_LONG	QNT	USDT	1.13937	0.142146	-1.13937	0.96366965	EUR-1.10

Datum	Trade Event	Coin/Token	Quote	Nominal	Fee	Realized PnL	Wechselkurs	Realized PnL (EUR)
07.02.2025	CLOSE_LONG	QNT	USDT	1.255457	0.156629	-1.255457	0.96366965	EUR-1.21
07.02.2025	CLOSE_LONG	QNT	USDT	1.332979	0.022376	-1.332979	0.96366965	EUR-1.28
07.02.2025	CLOSE_LONG	OP	USDT	1.878079	0.012949	-1.878079	0.96366965	EUR-1.81
07.02.2025	CLOSE_LONG	QNT	USDT	2.270142	0.283219	-2.270142	0.96366965	EUR-2.19
07.02.2025	CLOSE_LONG	EGLD	USDT	3.622895	0.038052	-3.622895	0.96366965	EUR-3.49
07.02.2025	CLOSE_LONG	EGLD	USDT	3.652895	0.038034	-3.652895	0.96366965	EUR-3.52
07.02.2025	CLOSE_LONG	EGLD	USDT	4.255815	0.157009	-4.255815	0.96366965	EUR-4.10
07.02.2025	CLOSE_LONG	EGLD	USDT	4.363104	0.160967	-4.363104	0.96366965	EUR-4.20
07.02.2025	CLOSE_LONG	QNT	USDT	4.370931	0.073374	-4.370931	0.96366965	EUR-4.21
07.02.2025	CLOSE_LONG	QNT	USDT	4.385031	0.073365	-4.385031	0.96366965	EUR-4.23
07.02.2025	CLOSE_LONG	QNT	USDT	4.471491	0.557856	-4.471491	0.96366965	EUR-4.31
07.02.2025	CLOSE_LONG	EGLD	USDT	4.935315	0.182077	-4.935315	0.96366965	EUR-4.76
07.02.2025	CLOSE_LONG	QNT	USDT	5.714049	0.712876	-5.714049	0.96366965	EUR-5.51
07.02.2025	CLOSE_LONG	QNT	USDT	21.520861	0.360061	-21.520861	0.96366965	EUR-20.74
07.02.2025	CLOSE_LONG	EGLD	USDT	32.510761	0.338503	-32.510761	0.96366965	EUR-31.33
07.02.2025	CLOSE_LONG	QNT	USDT	37.096218	0.618589	-37.096218	0.96366965	EUR-35.75
07.02.2025	CLOSE_LONG	OP	USDT	41.791649	0.288149	-41.791649	0.96366965	EUR-40.27
07.02.2025	CLOSE_LONG	LINK	USDT	41.982901	0.260568	-41.982901	0.96366965	EUR-40.46
04.02.2025	CLOSE_LONG	QNT	USDT	241.040009	1.17106	241.040009	0.96758587	EUR 233.23
04.02.2025	CLOSE_LONG	EGLD	USDT	196.638617	0.874816	196.638617	0.96758587	EUR 190.26
04.02.2025	CLOSE_LONG	QNT	USDT	176.45227	0.85727	176.45227	0.96758587	EUR 170.73
04.02.2025	CLOSE_LONG	QNT	USDT	168.594519	0.818493	168.594519	0.96758587	EUR 163.13
04.02.2025	CLOSE_LONG	FET	USDT	143.065144	0.751765	143.065144	0.96758587	EUR 138.43
04.02.2025	CLOSE_LONG	QNT	USDT	117.35628	0.57016	117.35628	0.96758587	EUR 113.55
04.02.2025	CLOSE_LONG	POL	USDT	116.704649	0.826535	116.704649	0.96758587	EUR 112.92
04.02.2025	CLOSE_LONG	QNT	USDT	113.177775	0.549859	113.177775	0.96758587	EUR 109.51
04.02.2025	CLOSE_LONG	EGLD	USDT	102.081944	0.454147	102.081944	0.96758587	EUR 98.77
04.02.2025	CLOSE_LONG	QNT	USDT	101.836121	0.494757	101.836121	0.96758587	EUR 98.54
04.02.2025	CLOSE_LONG	QNT	USDT	93.281526	0.453529	93.281526	0.96758587	EUR 90.26
04.02.2025	CLOSE_LONG	LINK	USDT	85.355471	0.609379	85.355471	0.96758587	EUR 82.59
04.02.2025	CLOSE_LONG	FET	USDT	79.860006	0.418868	79.860006	0.96758587	EUR 77.27
04.02.2025	CLOSE_LONG	QNT	USDT	71.691503	0.348048	71.691503	0.96758587	EUR 69.37
04.02.2025	CLOSE_LONG	LINK	USDT	70.620427	1.63598	70.620427	0.96758587	EUR 68.33
04.02.2025	CLOSE_LONG	OP	USDT	64.606532	0.484604	64.606532	0.96758587	EUR 62.51
04.02.2025	CLOSE_LONG	OP	USDT	63.77445	0.478363	63.77445	0.96758587	EUR 61.71
04.02.2025	CLOSE_LONG	FET	USDT	59.654463	0.312889	59.654463	0.96758587	EUR 57.72
04.02.2025	CLOSE_LONG	LINK	USDT	56.935647	0.406272	56.935647	0.96758587	EUR 55.09
04.02.2025	CLOSE_LONG	LINK	USDT	53.407169	0.380898	53.407169	0.96758587	EUR 51.68
04.02.2025	CLOSE_LONG	QNT	USDT	50.943567	0.24714	50.943567	0.96758587	EUR 49.29
04.02.2025	CLOSE_LONG	IO	USDT	43.23576	0.37249	43.23576	0.96758587	EUR 41.83
04.02.2025	CLOSE_LONG	FET	USDT	42.046774	0.220536	42.046774	0.96758587	EUR 40.68
04.02.2025	CLOSE_LONG	FET	USDT	40.849672	0.214455	40.849672	0.96758587	EUR 39.53
04.02.2025	CLOSE_LONG	QNT	USDT	40.185034	0.816185	40.185034	0.96758587	EUR 38.88
04.02.2025	CLOSE_LONG	FET	USDT	38.350633	0.201335	38.350633	0.96758587	EUR 37.11
04.02.2025	CLOSE_LONG	FET	USDT	38.235197	0.895104	38.235197	0.96758587	EUR 37.00
04.02.2025	CLOSE_LONG	QNT	USDT	36.834708	0.745461	36.834708	0.96758587	EUR 35.64
04.02.2025	CLOSE_LONG	FET	USDT	36.486413	0.191725	36.486413	0.96758587	EUR 35.30
04.02.2025	CLOSE_LONG	LINK	USDT	35.564779	0.253908	35.564779	0.96758587	EUR 34.41

Datum	Trade Event	Coin/Token	Quote	Nominal	Fee	Realized PnL	Wechselkurs	Realized PnL (EUR)
04.02.2025	CLOSE_LONG	IMX	USDT	32.753621	0.19039	32.753621	0.96758587	EUR 31.69
04.02.2025	CLOSE_LONG	EGLD	USDT	30.755458	0.136826	30.755458	0.96758587	EUR 29.76
04.02.2025	CLOSE_LONG	FET	USDT	30.738898	0.719612	30.738898	0.96758587	EUR 29.74
04.02.2025	CLOSE_LONG	QNT	USDT	30.552801	0.625038	30.552801	0.96758587	EUR 29.56
04.02.2025	CLOSE_LONG	EGLD	USDT	29.7739	0.13246	29.7739	0.96758587	EUR 28.81
04.02.2025	CLOSE_LONG	EGLD	USDT	29.446715	0.131004	29.446715	0.96758587	EUR 28.49
04.02.2025	CLOSE_LONG	EGLD	USDT	28.792343	0.128093	28.792343	0.96758587	EUR 27.86
04.02.2025	CLOSE_LONG	QNT	USDT	28.245917	0.577844	28.245917	0.96758587	EUR 27.33
04.02.2025	CLOSE_LONG	IMX	USDT	28.184442	0.163668	28.184442	0.96758587	EUR 27.27
04.02.2025	CLOSE_LONG	IMX	USDT	27.143924	0.157626	27.143924	0.96758587	EUR 26.26
04.02.2025	CLOSE_LONG	QNT	USDT	26.06099	0.542975	26.06099	0.96758587	EUR 25.22
04.02.2025	CLOSE_LONG	EGLD	USDT	25.1933	0.112081	25.1933	0.96758587	EUR 24.38
04.02.2025	CLOSE_LONG	QNT	USDT	24.072476	0.499702	24.072476	0.96758587	EUR 23.29
04.02.2025	CLOSE_LONG	EGLD	USDT	22.903	0.101892	22.903	0.96758587	EUR 22.16
04.02.2025	CLOSE_LONG	OP	USDT	21.966326	0.604415	21.966326	0.96758587	EUR 21.25
04.02.2025	CLOSE_LONG	LINK	USDT	21.362868	0.152359	21.362868	0.96758587	EUR 20.67
04.02.2025	CLOSE_LONG	FET	USDT	20.451594	0.107467	20.451594	0.96758587	EUR 19.79
04.02.2025	CLOSE_LONG	EGLD	USDT	15.15581	0.31602	15.15581	0.96758587	EUR 14.66
04.02.2025	CLOSE_LONG	EGLD	USDT	14.396172	0.064046	14.396172	0.96758587	EUR 13.93
04.02.2025	CLOSE_LONG	FET	USDT	13.607412	0.318556	13.607412	0.96758587	EUR 13.17
04.02.2025	CLOSE_LONG	QNT	USDT	13.512116	0.27444	13.512116	0.96758587	EUR 13.07
04.02.2025	CLOSE_LONG	QNT	USDT	12.654899	0.061482	12.654899	0.96758587	EUR 12.24
04.02.2025	CLOSE_LONG	EGLD	USDT	12.142872	0.053879	12.142872	0.96758587	EUR 11.75
04.02.2025	CLOSE_LONG	EGLD	USDT	12.124648	0.252816	12.124648	0.96758587	EUR 11.73
04.02.2025	CLOSE_LONG	EGLD	USDT	11.992859	0.250068	11.992859	0.96758587	EUR 11.60
04.02.2025	CLOSE_LONG	EGLD	USDT	11.136226	0.232206	11.136226	0.96758587	EUR 10.78
04.02.2025	CLOSE_LONG	QNT	USDT	10.944287	0.223894	10.944287	0.96758587	EUR 10.59
04.02.2025	CLOSE_LONG	EGLD	USDT	10.740857	0.223962	10.740857	0.96758587	EUR 10.39
04.02.2025	CLOSE_LONG	EGLD	USDT	8.698117	0.181368	8.698117	0.96758587	EUR 8.42
04.02.2025	CLOSE_LONG	OP	USDT	8.601016	0.235706	8.601016	0.96758587	EUR 8.32
04.02.2025	CLOSE_LONG	QNT	USDT	8.231064	0.169	8.231064	0.96758587	EUR 7.96
04.02.2025	CLOSE_LONG	EGLD	USDT	8.170959	0.170376	8.170959	0.96758587	EUR 7.91
04.02.2025	CLOSE_LONG	QNT	USDT	7.886065	0.038285	7.886065	0.96758587	EUR 7.63
04.02.2025	CLOSE_LONG	QNT	USDT	7.879465	0.038281	7.879465	0.96758587	EUR 7.62
04.02.2025	CLOSE_LONG	EGLD	USDT	7.709695	0.160758	7.709695	0.96758587	EUR 7.46
04.02.2025	CLOSE_LONG	QNT	USDT	7.621909	0.154252	7.621909	0.96758587	EUR 7.37
04.02.2025	CLOSE_LONG	EGLD	USDT	7.525272	0.033479	7.525272	0.96758587	EUR 7.28
04.02.2025	CLOSE_LONG	QNT	USDT	7.447682	0.155746	7.447682	0.96758587	EUR 7.21
04.02.2025	CLOSE_LONG	EGLD	USDT	7.446116	0.155262	7.446116	0.96758587	EUR 7.20
04.02.2025	CLOSE_LONG	MANTA	USDT	7.3908	0.13359	7.3908	0.96758587	EUR 7.15
04.02.2025	CLOSE_LONG	EGLD	USDT	6.853062	0.142896	6.853062	0.96758587	EUR 6.63
04.02.2025	CLOSE_LONG	EGLD	USDT	6.391798	0.133278	6.391798	0.96758587	EUR 6.18
04.02.2025	CLOSE_LONG	QNT	USDT	5.848004	0.122293	5.848004	0.96758587	EUR 5.66
04.02.2025	CLOSE_LONG	QNT	USDT	5.457422	0.109275	5.457422	0.96758587	EUR 5.28
04.02.2025	CLOSE_LONG	QNT	USDT	5.343474	0.108141	5.343474	0.96758587	EUR 5.17
04.02.2025	CLOSE_LONG	QNT	USDT	5.180728	0.104848	5.180728	0.96758587	EUR 5.01
04.02.2025	CLOSE_LONG	QNT	USDT	4.366374	0.089977	4.366374	0.96758587	EUR 4.22
04.02.2025	CLOSE_LONG	POL	USDT	4.061101	0.02867	4.061101	0.96758587	EUR 3.93

Datum	Trade Event	Coin/Token	Quote	Nominal	Fee	Realized PnL	Wechselkurs	Realized PnL (EUR)
04.02.2025	CLOSE_LONG	FET	USDT	3.992594	0.093468	3.992594	0.96758587	EUR 3.86
04.02.2025	CLOSE_LONG	IMX	USDT	3.374895	0.019598	3.374895	0.96758587	EUR 3.27
04.02.2025	CLOSE_LONG	EGLD	USDT	3.031162	0.063204	3.031162	0.96758587	EUR 2.93
04.02.2025	CLOSE_LONG	ARB	USDT	2.958749	0.339388	2.958749	0.96758587	EUR 2.86
04.02.2025	CLOSE_LONG	FET	USDT	2.599738	0.060571	2.599738	0.96758587	EUR 2.52
04.02.2025	CLOSE_LONG	FET	USDT	2.272212	0.05294	2.272212	0.96758587	EUR 2.20
04.02.2025	CLOSE_LONG	MANTA	USDT	1.943844	0.035367	1.943844	0.96758587	EUR 1.88
04.02.2025	CLOSE_LONG	QNT	USDT	1.523281	0.031276	1.523281	0.96758587	EUR 1.47
04.02.2025	CLOSE_LONG	QNT	USDT	1.494781	0.031259	1.494781	0.96758587	EUR 1.45
04.02.2025	CLOSE_LONG	QNT	USDT	1.329087	0.026898	1.329087	0.96758587	EUR 1.29
04.02.2025	CLOSE_LONG	EGLD	USDT	1.312743	0.005825	1.312743	0.96758587	EUR 1.27
04.02.2025	CLOSE_LONG	ARB	USDT	0.880031	0.104916	0.880031	0.96758587	EUR 0.85
04.02.2025	CLOSE_LONG	QNT	USDT	0.795727	0.016457	0.795727	0.96758587	EUR 0.77
04.02.2025	CLOSE_LONG	SEI	USDT	0.578865	0.038809	0.578865	0.96758587	EUR 0.56
04.02.2025	CLOSE_LONG	ARB	USDT	0.162733	0.018667	0.162733	0.96758587	EUR 0.16
04.02.2025	CLOSE_LONG	MANTA	USDT	0.161856	0.002964	0.161856	0.96758587	EUR 0.16
04.02.2025	CLOSE_LONG	ARB	USDT	0.126611	0.014523	0.126611	0.96758587	EUR 0.12
04.02.2025	CLOSE_LONG	HBAR	USDT	0.26368	0.034111	-0.26368	0.96758587	EUR-0.26
04.02.2025	CLOSE_LONG	HBAR	USDT	0.79002	0.103831	-0.79002	0.96758587	EUR-0.76
04.02.2025	CLOSE_LONG	HBAR	USDT	1.30302	0.169899	-1.30302	0.96758587	EUR-1.26
04.02.2025	CLOSE_LONG	HBAR	USDT	1.32174	0.173714	-1.32174	0.96758587	EUR-1.28
04.02.2025	CLOSE_LONG	HBAR	USDT	1.87776	0.242918	-1.87776	0.96758587	EUR-1.82
03.02.2025	CLOSE_LONG	ASTR	USDT	0.09	0.013816	0.09	0.97333074	EUR 0.09
03.02.2025	CLOSE_LONG	ONDO	USDT	0.831667	0.000693	-0.831667	0.97333074	EUR-0.81
03.02.2025	CLOSE_LONG	OP	USDT	1.292203	0.000557	-1.292203	0.97333074	EUR-1.26
03.02.2025	CLOSE_LONG	NEAR	USDT	2.620624	0.001118	-2.620624	0.97333074	EUR-2.55
03.02.2025	CLOSE_LONG	QNT	USDT	5.517577	0.004748	-5.517577	0.97333074	EUR-5.37
03.02.2025	CLOSE_LONG	QNT	USDT	7.964008	0.006551	-7.964008	0.97333074	EUR-7.75
03.02.2025	CLOSE_LONG	ONDO	USDT	18.977687	0.015815	-18.977687	0.97333074	EUR-18.47
03.02.2025	CLOSE_LONG	FET	USDT	23.695881	0.007817	-23.695881	0.97333074	EUR-23.06
03.02.2025	CLOSE_LONG	ARB	USDT	34.824094	0.023632	-34.824094	0.97333074	EUR-33.90
03.02.2025	CLOSE_LONG	MANTA	USDT	41.513016	0.018441	-41.513016	0.97333074	EUR-40.41
03.02.2025	CLOSE_LONG	IMX	USDT	42.541702	0.015422	-42.541702	0.97333074	EUR-41.41
03.02.2025	CLOSE_LONG	OP	USDT	43.325746	0.018573	-43.325746	0.97333074	EUR-42.17
03.02.2025	CLOSE_LONG	ARB	USDT	45.056115	0.02928	-45.056115	0.97333074	EUR-43.85
03.02.2025	CLOSE_LONG	OP	USDT	50.03294	0.02193	-50.03294	0.97333074	EUR-48.70
03.02.2025	CLOSE_LONG	QNT	USDT	58.890464	0.04831	-58.890464	0.97333074	EUR-57.32
03.02.2025	CLOSE_LONG	ARB	USDT	60.837843	0.039376	-60.837843	0.97333074	EUR-59.22
03.02.2025	CLOSE_LONG	IMX	USDT	67.132772	0.024357	-67.132772	0.97333074	EUR-65.34
03.02.2025	CLOSE_LONG	QNT	USDT	68.316926	0.056131	-68.316926	0.97333074	EUR-66.49
03.02.2025	CLOSE_LONG	QNT	USDT	71.141995	0.058247	-71.141995	0.97333074	EUR-69.24
03.02.2025	CLOSE_LONG	EGLD	USDT	87.201063	0.03393	-87.201063	0.97333074	EUR-84.88
03.02.2025	CLOSE_LONG	NEAR	USDT	88.525709	0.046907	-88.525709	0.97333074	EUR-86.16
03.02.2025	CLOSE_LONG	QNT	USDT	90.116519	0.07384	-90.116519	0.97333074	EUR-87.71
03.02.2025	CLOSE_LONG	ONDO	USDT	90.358129	0.075276	-90.358129	0.97333074	EUR-87.95
03.02.2025	CLOSE_LONG	QNT	USDT	93.329927	0.076264	-93.329927	0.97333074	EUR-90.84
03.02.2025	CLOSE_LONG	IMX	USDT	94.942649	0.034409	-94.942649	0.97333074	EUR-92.41
03.02.2025	CLOSE_LONG	STRK	USDT	100.252247	0.042396	-100.252247	0.97333074	EUR-97.58

Datum	Trade Event	Coin/Token	Quote	Nominal	Fee	Realized PnL	Wechselkurs	Realized PnL (EUR)
03.02.2025	CLOSE_LONG	QNT	USDT	110.351543	0.094956	-110.351543	0.97333074	EUR-107.41
03.02.2025	CLOSE_LONG	QNT	USDT	111.292674	0.091334	-111.292674	0.97333074	EUR-108.32
03.02.2025	CLOSE_LONG	QNT	USDT	113.801543	0.093576	-113.801543	0.97333074	EUR-110.77
03.02.2025	CLOSE_LONG	QNT	USDT	113.891543	0.09354	-113.891543	0.97333074	EUR-110.85
03.02.2025	CLOSE_LONG	QNT	USDT	114.542081	0.093743	-114.542081	0.97333074	EUR-111.49
03.02.2025	CLOSE_LONG	ASTR	USDT	114.672125	0.0687	-114.672125	0.97333074	EUR-111.61
03.02.2025	CLOSE_LONG	QNT	USDT	115.242558	0.094391	-115.242558	0.97333074	EUR-112.17
03.02.2025	CLOSE_LONG	QNT	USDT	117.943166	0.09702	-117.943166	0.97333074	EUR-114.80
03.02.2025	CLOSE_LONG	ARB	USDT	118.790776	0.077144	-118.790776	0.97333074	EUR-115.62
03.02.2025	CLOSE_LONG	ARB	USDT	133.33951	0.081484	-133.33951	0.97333074	EUR-129.78
03.02.2025	CLOSE_LONG	QNT	USDT	134.807159	0.110675	-134.807159	0.97333074	EUR-131.21
03.02.2025	CLOSE_LONG	POL	USDT	134.900728	0.070299	-134.900728	0.97333074	EUR-131.30
03.02.2025	CLOSE_LONG	EGLD	USDT	147.196906	0.057334	-147.196906	0.97333074	EUR-143.27
03.02.2025	CLOSE_LONG	EGLD	USDT	149.210707	0.058058	-149.210707	0.97333074	EUR-145.23
03.02.2025	CLOSE_LONG	FET	USDT	159.041214	0.055777	-159.041214	0.97333074	EUR-154.80
03.02.2025	CLOSE_LONG	IMX	USDT	169.634768	0.062546	-169.634768	0.97333074	EUR-165.11
03.02.2025	CLOSE_LONG	QNT	USDT	171.622853	0.140459	-171.622853	0.97333074	EUR-167.05
03.02.2025	CLOSE_LONG	QNT	USDT	172.093791	0.140735	-172.093791	0.97333074	EUR-167.50
03.02.2025	CLOSE_LONG	EGLD	USDT	174.137728	0.071024	-174.137728	0.97333074	EUR-169.49
03.02.2025	CLOSE_LONG	QNT	USDT	188.580923	0.155004	-188.580923	0.97333074	EUR-183.55
03.02.2025	CLOSE_LONG	QNT	USDT	191.942592	0.156905	-191.942592	0.97333074	EUR-186.82
03.02.2025	CLOSE_LONG	OP	USDT	192.624332	0.082871	-192.624332	0.97333074	EUR-187.49
03.02.2025	CLOSE_LONG	OP	USDT	193.401193	0.082829	-193.401193	0.97333074	EUR-188.24
03.02.2025	CLOSE_LONG	FET	USDT	197.686742	0.06933	-197.686742	0.97333074	EUR-192.41
03.02.2025	CLOSE_LONG	QNT	USDT	199.205854	0.171619	-199.205854	0.97333074	EUR-193.89
03.02.2025	CLOSE_LONG	EGLD	USDT	213.048153	0.082984	-213.048153	0.97333074	EUR-207.37
03.02.2025	CLOSE_LONG	NEAR	USDT	216.655024	0.114799	-216.655024	0.97333074	EUR-210.88
03.02.2025	CLOSE_LONG	EGLD	USDT	217.033756	0.084448	-217.033756	0.97333074	EUR-211.25
03.02.2025	CLOSE_LONG	QNT	USDT	228.383086	0.18684	-228.383086	0.97333074	EUR-222.29
03.02.2025	CLOSE_LONG	ARB	USDT	242.266886	0.148049	-242.266886	0.97333074	EUR-235.81
03.02.2025	CLOSE_LONG	EGLD	USDT	261.206593	0.106536	-261.206593	0.97333074	EUR-254.24
03.02.2025	CLOSE_LONG	EGLD	USDT	265.478791	0.103298	-265.478791	0.97333074	EUR-258.40
03.02.2025	CLOSE_LONG	FET	USDT	270.166883	0.095572	-270.166883	0.97333074	EUR-262.96
03.02.2025	CLOSE_LONG	EGLD	USDT	275.025798	0.107125	-275.025798	0.97333074	EUR-267.69
03.02.2025	CLOSE_LONG	EGLD	USDT	280.981202	0.10933	-280.981202	0.97333074	EUR-273.49
03.02.2025	CLOSE_LONG	STRK	USDT	288.587872	0.122166	-288.587872	0.97333074	EUR-280.89
03.02.2025	CLOSE_LONG	EGLD	USDT	319.73723	0.12441	-319.73723	0.97333074	EUR-311.21
03.02.2025	CLOSE_LONG	OP	USDT	322.045801	0.149751	-322.045801	0.97333074	EUR-313.46
03.02.2025	CLOSE_LONG	EGLD	USDT	327.319436	0.127494	-327.319436	0.97333074	EUR-318.59
03.02.2025	CLOSE_LONG	EGLD	USDT	348.624251	0.135792	-348.624251	0.97333074	EUR-339.33
03.02.2025	CLOSE_LONG	EGLD	USDT	360.43106	0.140244	-360.43106	0.97333074	EUR-350.82
03.02.2025	CLOSE_LONG	POL	USDT	399.405209	0.199895	-399.405209	0.97333074	EUR-388.75
03.02.2025	CLOSE_LONG	EGLD	USDT	410.737903	0.167524	-410.737903	0.97333074	EUR-399.78
03.02.2025	CLOSE_LONG	MANTA	USDT	420.990046	0.187012	-420.990046	0.97333074	EUR-409.76
03.02.2025	CLOSE_LONG	QNT	USDT	427.176571	0.367433	-427.176571	0.97333074	EUR-415.78
03.02.2025	CLOSE_LONG	IMX	USDT	428.861943	0.162815	-428.861943	0.97333074	EUR-417.42
03.02.2025	CLOSE_LONG	EGLD	USDT	430.19191	0.167388	-430.19191	0.97333074	EUR-418.72
03.02.2025	CLOSE_LONG	POL	USDT	460.871678	0.239561	-460.871678	0.97333074	EUR-448.58

Datum	Trade Event	Coin/Token	Quote	Nominal	Fee	Realized PnL	Wechselkurs	Realized PnL (EUR)
03.02.2025	CLOSE_LONG	🔗 EGLD	🇺🇸 USD	492.201554	0.191516	-492.201554	0.97333074	EUR-479.07
03.02.2025	CLOSE_LONG	🔗 QNT	🇺🇸 USD	508.779943	0.416395	-508.779943	0.97333074	EUR-495.21
03.02.2025	CLOSE_LONG	🔗 EGLD	🇺🇸 USD	509.641767	0.198302	-509.641767	0.97333074	EUR-496.05
03.02.2025	CLOSE_LONG	🔗 QNT	🇺🇸 USD	521.032751	0.427258	-521.032751	0.97333074	EUR-507.14
03.02.2025	CLOSE_LONG	🔗 EGLD	🇺🇸 USD	579.103617	0.225566	-579.103617	0.97333074	EUR-563.66
03.02.2025	CLOSE_LONG	🔗 EGLD	🇺🇸 USD	585.216021	0.227708	-585.216021	0.97333074	EUR-569.61
03.02.2025	CLOSE_LONG	🌐 ONDO	🇺🇸 USD	631.306634	0.51728	-631.306634	0.97333074	EUR-614.47
03.02.2025	CLOSE_LONG	📄 POL	🇺🇸 USD	643.119542	0.3216	-643.119542	0.97333074	EUR-625.97
03.02.2025	CLOSE_LONG	🔗 EGLD	🇺🇸 USD	703.421906	0.273702	-703.421906	0.97333074	EUR-684.66
03.02.2025	CLOSE_LONG	🌐 ASTR	🇺🇸 USD	725.347059	0.434555	-725.347059	0.97333074	EUR-706.00
03.02.2025	CLOSE_LONG	🔗 EGLD	🇺🇸 USD	732.488927	0.285012	-732.488927	0.97333074	EUR-712.95
03.02.2025	CLOSE_LONG	🔗 EGLD	🇺🇸 USD	759.618147	0.295568	-759.618147	0.97333074	EUR-739.36
03.02.2025	CLOSE_LONG	🔗 QNT	🇺🇸 USD	771.221876	0.62995	-771.221876	0.97333074	EUR-750.65
03.02.2025	CLOSE_LONG	📄 OP	🇺🇸 USD	782.956463	0.335561	-782.956463	0.97333074	EUR-762.08
03.02.2025	CLOSE_LONG	🔗 QNT	🇺🇸 USD	886.528096	0.723851	-886.528096	0.97333074	EUR-862.89
03.02.2025	CLOSE_LONG	🔗 EGLD	🇺🇸 USD	1'048.69037	0.424598	-1'048.69037	0.97333074	EUR-1'020.72
03.02.2025	CLOSE_LONG	📄 POL	🇺🇸 USD	1'118.17051	0.559155	-1'118.17051	0.97333074	EUR-1'088.35
03.02.2025	CLOSE_LONG	🔗 IMX	🇺🇸 USD	1'178.782107	0.427328	-1'178.782107	0.97333074	EUR-1'147.34
03.02.2025	CLOSE_LONG	🔗 QNT	🇺🇸 USD	1'399.289731	1.147	-1'399.289731	0.97333074	EUR-1'361.97
03.02.2025	CLOSE_LONG	📄 NEAR	🇺🇸 USD	1'460.402895	0.620274	-1'460.402895	0.97333074	EUR-1'421.46
03.02.2025	CLOSE_LONG	🔗 QNT	🇺🇸 USD	1'510.848081	1.233127	-1'510.848081	0.97333074	EUR-1'470.55
03.02.2025	CLOSE_LONG	🔗 FET	🇺🇸 USD	1'903.047689	0.627427	-1'903.047689	0.97333074	EUR-1'852.29
02.02.2025	CLOSE_LONG	🌐 STRK	🇺🇸 USD	2.357562	0.002062	-2.357562	0.96218609	EUR-2.27
02.02.2025	CLOSE_LONG	🔗 QNT	🇺🇸 USD	9.111901	0.014438	-9.111901	0.96218609	EUR-8.77
02.02.2025	CLOSE_LONG	🔗 QNT	🇺🇸 USD	9.361539	0.014802	-9.361539	0.96218609	EUR-9.01
02.02.2025	CLOSE_LONG	🔗 QNT	🇺🇸 USD	10.413416	0.027363	-10.413416	0.96218609	EUR-10.02
02.02.2025	CLOSE_LONG	🔗 QNT	🇺🇸 USD	14.997771	0.039439	-14.997771	0.96218609	EUR-14.43
02.02.2025	CLOSE_LONG	🔗 QNT	🇺🇸 USD	19.150155	0.03036	-19.150155	0.96218609	EUR-18.43
02.02.2025	CLOSE_LONG	🔗 QNT	🇺🇸 USD	19.182955	0.030347	-19.182955	0.96218609	EUR-18.46
02.02.2025	CLOSE_LONG	📄 NEAR	🇺🇸 USD	24.065854	0.031532	-24.065854	0.96218609	EUR-23.16
02.02.2025	CLOSE_LONG	🔗 QNT	🇺🇸 USD	26.492956	0.069615	-26.492956	0.96218609	EUR-25.49
02.02.2025	CLOSE_LONG	🌐 STRK	🇺🇸 USD	31.806536	0.027922	-31.806536	0.96218609	EUR-30.60
02.02.2025	CLOSE_LONG	📄 NEAR	🇺🇸 USD	41.138589	0.055031	-41.138589	0.96218609	EUR-39.58
02.02.2025	CLOSE_LONG	🌐 ONDO	🇺🇸 USD	46.513143	0.128828	-46.513143	0.96218609	EUR-44.75
02.02.2025	CLOSE_LONG	🔗 QNT	🇺🇸 USD	55.605957	0.088108	-55.605957	0.96218609	EUR-53.50
02.02.2025	CLOSE_LONG	🔗 QNT	🇺🇸 USD	85.757547	0.225344	-85.757547	0.96218609	EUR-82.51
02.02.2025	CLOSE_LONG	🔗 QNT	🇺🇸 USD	101.224533	0.265986	-101.224533	0.96218609	EUR-97.40
02.02.2025	CLOSE_LONG	🔗 QNT	🇺🇸 USD	106.305507	0.168441	-106.305507	0.96218609	EUR-102.29
02.02.2025	CLOSE_LONG	🔗 QNT	🇺🇸 USD	109.576445	0.173624	-109.576445	0.96218609	EUR-105.43
02.02.2025	CLOSE_LONG	📄 NEAR	🇺🇸 USD	117.703024	0.15438	-117.703024	0.96218609	EUR-113.25
02.02.2025	CLOSE_LONG	🔗 QNT	🇺🇸 USD	147.835168	0.388757	-147.835168	0.96218609	EUR-142.24
02.02.2025	CLOSE_LONG	🔗 QNT	🇺🇸 USD	196.323527	0.515877	-196.323527	0.96218609	EUR-188.90
02.02.2025	CLOSE_LONG	🔗 QNT	🇺🇸 USD	198.00805	0.520303	-198.00805	0.96218609	EUR-190.52
02.02.2025	CLOSE_LONG	📄 NEAR	🇺🇸 USD	224.392304	0.300168	-224.392304	0.96218609	EUR-215.91
02.02.2025	CLOSE_LONG	📄 POL	🇺🇸 USD	251.076925	0.339687	-251.076925	0.96218609	EUR-241.58
02.02.2025	CLOSE_LONG	🔗 QNT	🇺🇸 USD	254.057185	0.401907	-254.057185	0.96218609	EUR-244.45
02.02.2025	CLOSE_LONG	🔗 FET	🇺🇸 USD	348.130516	0.273046	-348.130516	0.96218609	EUR-334.97
01.02.2025	CLOSE_LONG	🔗 QNT	🇺🇸 USD	1.459339	0.005907	-1.459339	0.96218609	EUR-1.40

Datum	Trade Event	Coin/Token	Quote	Nominal	Fee	Realized PnL	Wechselkurs	Realized PnL (EUR)
01.02.2025	CLOSE_LONG	QNT	USDT	1.770354	0.007174	-1.770354	0.96218609	EUR-1.70
01.02.2025	CLOSE_LONG	QNT	USDT	3.797539	0.017027	-3.797539	0.96218609	EUR-3.65
01.02.2025	CLOSE_LONG	XDC	USDT	3.928456	0.008191	-3.928456	0.96218609	EUR-3.78
01.02.2025	CLOSE_LONG	XDC	USDT	3.942456	0.008186	-3.942456	0.96218609	EUR-3.79
01.02.2025	CLOSE_LONG	XDC	USDT	3.958456	0.008179	-3.958456	0.96218609	EUR-3.81
01.02.2025	CLOSE_LONG	QNT	USDT	5.003447	0.020254	-5.003447	0.96218609	EUR-4.81
01.02.2025	CLOSE_LONG	QNT	USDT	5.744116	0.023203	-5.744116	0.96218609	EUR-5.53
01.02.2025	CLOSE_LONG	EGLD	USDT	7.42561	0.007734	-7.42561	0.96218609	EUR-7.14
01.02.2025	CLOSE_LONG	LINK	USDT	9.770048	0.074314	-9.770048	0.96218609	EUR-9.40
01.02.2025	CLOSE_LONG	QNT	USDT	10.538171	0.04725	-10.538171	0.96218609	EUR-10.14
01.02.2025	CLOSE_LONG	QNT	USDT	11.059878	0.044724	-11.059878	0.96218609	EUR-10.64
01.02.2025	CLOSE_LONG	HBAR	USDT	11.704652	0.049261	-11.704652	0.96218609	EUR-11.26
01.02.2025	CLOSE_LONG	HBAR	USDT	12.172838	0.051231	-12.172838	0.96218609	EUR-11.71
01.02.2025	CLOSE_LONG	QNT	USDT	16.798495	0.067929	-16.798495	0.96218609	EUR-16.16
01.02.2025	CLOSE_LONG	QNT	USDT	16.922387	0.076225	-16.922387	0.96218609	EUR-16.28
01.02.2025	CLOSE_LONG	HBAR	USDT	16.96486	0.071399	-16.96486	0.96218609	EUR-16.32
01.02.2025	CLOSE_LONG	QNT	USDT	17.007172	0.068773	-17.007172	0.96218609	EUR-16.36
01.02.2025	CLOSE_LONG	QNT	USDT	17.232349	0.06961	-17.232349	0.96218609	EUR-16.58
01.02.2025	CLOSE_LONG	QNT	USDT	17.962272	0.080446	-17.962272	0.96218609	EUR-17.28
01.02.2025	CLOSE_LONG	EGLD	USDT	17.965624	0.018809	-17.965624	0.96218609	EUR-17.29
01.02.2025	CLOSE_LONG	QNT	USDT	18.189787	0.081746	-18.189787	0.96218609	EUR-17.50
01.02.2025	CLOSE_LONG	QNT	USDT	18.797818	0.084285	-18.797818	0.96218609	EUR-18.09
01.02.2025	CLOSE_LONG	HBAR	USDT	19.746436	0.083106	-19.746436	0.96218609	EUR-19.00
01.02.2025	CLOSE_LONG	HBAR	USDT	20.02184	0.084265	-20.02184	0.96218609	EUR-19.26
01.02.2025	CLOSE_LONG	HBAR	USDT	21.095914	0.088786	-21.095914	0.96218609	EUR-20.30
01.02.2025	CLOSE_LONG	HBAR	USDT	21.59164	0.090872	-21.59164	0.96218609	EUR-20.78
01.02.2025	CLOSE_LONG	HBAR	USDT	22.968658	0.096667	-22.968658	0.96218609	EUR-22.10
01.02.2025	CLOSE_LONG	HBAR	USDT	23.271602	0.097942	-23.271602	0.96218609	EUR-22.39
01.02.2025	CLOSE_LONG	IO	USDT	23.876	0.041886	-23.876	0.96218609	EUR-22.97
01.02.2025	CLOSE_LONG	HBAR	USDT	25.089266	0.105592	-25.089266	0.96218609	EUR-24.14
01.02.2025	CLOSE_LONG	QNT	USDT	25.59225	0.114486	-25.59225	0.96218609	EUR-24.62
01.02.2025	CLOSE_LONG	QNT	USDT	26.649612	0.119627	-26.649612	0.96218609	EUR-25.64
01.02.2025	CLOSE_LONG	QNT	USDT	28.256127	0.126403	-28.256127	0.96218609	EUR-27.19
01.02.2025	CLOSE_LONG	HBAR	USDT	28.47673	0.119849	-28.47673	0.96218609	EUR-27.40
01.02.2025	CLOSE_LONG	QNT	USDT	28.922097	0.129382	-28.922097	0.96218609	EUR-27.83
01.02.2025	CLOSE_LONG	IO	USDT	28.956	0.050798	-28.956	0.96218609	EUR-27.86
01.02.2025	CLOSE_LONG	HBAR	USDT	28.999997	0.122051	-28.999997	0.96218609	EUR-27.90
01.02.2025	CLOSE_LONG	QNT	USDT	29.146112	0.130684	-29.146112	0.96218609	EUR-28.04
01.02.2025	CLOSE_LONG	QNT	USDT	29.45165	0.11897	-29.45165	0.96218609	EUR-28.34
01.02.2025	CLOSE_LONG	QNT	USDT	30.920005	0.13832	-30.920005	0.96218609	EUR-29.75
01.02.2025	CLOSE_LONG	LINK	USDT	31.856655	0.241478	-31.856655	0.96218609	EUR-30.65
01.02.2025	CLOSE_LONG	QNT	USDT	32.062612	0.129517	-32.062612	0.96218609	EUR-30.85
01.02.2025	CLOSE_LONG	XDC	USDT	33.493878	0.069584	-33.493878	0.96218609	EUR-32.23
01.02.2025	CLOSE_LONG	QNT	USDT	35.46959	0.159219	-35.46959	0.96218609	EUR-34.13
01.02.2025	CLOSE_LONG	IMX	USDT	37.520612	0.036202	-37.520612	0.96218609	EUR-36.10
01.02.2025	CLOSE_LONG	QNT	USDT	38.734898	0.173677	-38.734898	0.96218609	EUR-37.27
01.02.2025	CLOSE_LONG	QNT	USDT	39.164429	0.158205	-39.164429	0.96218609	EUR-37.68
01.02.2025	CLOSE_LONG	HBAR	USDT	39.465332	0.166096	-39.465332	0.96218609	EUR-37.97

Datum	Trade Event	Coin/Token	Quote	Nominal	Fee	Realized PnL	Wechselkurs	Realized PnL (EUR)
01.02.2025	CLOSE_LONG	LINK	USDT	42.883959	0.325066	-42.883959	0.96218609	EUR-41.26
01.02.2025	CLOSE_LONG	QNT	USDT	43.436022	0.19498	-43.436022	0.96218609	EUR-41.79
01.02.2025	CLOSE_LONG	HBAR	USDT	44.863242	0.188814	-44.863242	0.96218609	EUR-43.17
01.02.2025	CLOSE_LONG	IMX	USDT	49.179344	0.047435	-49.179344	0.96218609	EUR-47.32
01.02.2025	CLOSE_LONG	IO	USDT	49.276	0.086446	-49.276	0.96218609	EUR-47.41
01.02.2025	CLOSE_LONG	LINK	USDT	52.643007	0.399384	-52.643007	0.96218609	EUR-50.65
01.02.2025	CLOSE_LONG	QNT	USDT	56.072701	0.251128	-56.072701	0.96218609	EUR-53.95
01.02.2025	CLOSE_LONG	LINK	USDT	56.177774	0.427303	-56.177774	0.96218609	EUR-54.05
01.02.2025	CLOSE_LONG	HBAR	USDT	57.73116	0.243067	-57.73116	0.96218609	EUR-55.55
01.02.2025	CLOSE_LONG	EGLD	USDT	60.40868	0.062996	-60.40868	0.96218609	EUR-58.12
01.02.2025	CLOSE_LONG	QNT	USDT	65.169609	0.263253	-65.169609	0.96218609	EUR-62.71
01.02.2025	CLOSE_LONG	XDC	USDT	66.919756	0.139196	-66.919756	0.96218609	EUR-64.39
01.02.2025	CLOSE_LONG	LINK	USDT	68.390334	0.520195	-68.390334	0.96218609	EUR-65.80
01.02.2025	CLOSE_LONG	QNT	USDT	74.777949	0.302066	-74.777949	0.96218609	EUR-71.95
01.02.2025	CLOSE_LONG	EGLD	USDT	82.664509	0.086206	-82.664509	0.96218609	EUR-79.54
01.02.2025	CLOSE_LONG	QNT	USDT	85.221797	0.344254	-85.221797	0.96218609	EUR-82.00
01.02.2025	CLOSE_LONG	EGLD	USDT	85.843913	0.089521	-85.843913	0.96218609	EUR-82.60
01.02.2025	CLOSE_LONG	LINK	USDT	86.993174	0.65942	-86.993174	0.96218609	EUR-83.70
01.02.2025	CLOSE_LONG	EGLD	USDT	95.382126	0.099468	-95.382126	0.96218609	EUR-91.78
01.02.2025	CLOSE_LONG	XDC	USDT	97.129178	0.200332	-97.129178	0.96218609	EUR-93.46
01.02.2025	CLOSE_LONG	HBAR	USDT	97.82335	0.411705	-97.82335	0.96218609	EUR-94.12
01.02.2025	CLOSE_LONG	LINK	USDT	106.510269	0.808056	-106.510269	0.96218609	EUR-102.48
01.02.2025	CLOSE_LONG	LINK	USDT	108.691781	0.826739	-108.691781	0.96218609	EUR-104.58
01.02.2025	CLOSE_LONG	QNT	USDT	109.409248	0.48944	-109.409248	0.96218609	EUR-105.27
01.02.2025	CLOSE_LONG	QNT	USDT	110.455771	0.494122	-110.455771	0.96218609	EUR-106.28
01.02.2025	CLOSE_LONG	QNT	USDT	121.566386	0.491068	-121.566386	0.96218609	EUR-116.97
01.02.2025	CLOSE_LONG	QNT	USDT	127.414941	0.514694	-127.414941	0.96218609	EUR-122.60
01.02.2025	CLOSE_LONG	HBAR	USDT	138.059812	0.581047	-138.059812	0.96218609	EUR-132.84
01.02.2025	CLOSE_LONG	EGLD	USDT	143.72499	0.15047	-143.72499	0.96218609	EUR-138.29
01.02.2025	CLOSE_LONG	ICP	USDT	147.288773	0.27001	-147.288773	0.96218609	EUR-141.72
01.02.2025	CLOSE_LONG	EGLD	USDT	149.431997	0.155833	-149.431997	0.96218609	EUR-143.78
01.02.2025	CLOSE_LONG	EGLD	USDT	180.166237	0.187884	-180.166237	0.96218609	EUR-173.35
01.02.2025	CLOSE_LONG	EGLD	USDT	187.053847	0.195833	-187.053847	0.96218609	EUR-179.98
01.02.2025	CLOSE_LONG	EGLD	USDT	188.110648	0.196939	-188.110648	0.96218609	EUR-181.00
01.02.2025	CLOSE_LONG	EGLD	USDT	190.224251	0.199152	-190.224251	0.96218609	EUR-183.03
01.02.2025	CLOSE_LONG	EGLD	USDT	191.281053	0.200258	-191.281053	0.96218609	EUR-184.05
01.02.2025	CLOSE_LONG	OP	USDT	214.226202	0.356491	-214.226202	0.96218609	EUR-206.13
01.02.2025	CLOSE_LONG	IMX	USDT	227.560288	0.219344	-227.560288	0.96218609	EUR-218.96
01.02.2025	CLOSE_LONG	QNT	USDT	282.169236	1.263725	-282.169236	0.96218609	EUR-271.50
01.02.2025	CLOSE_LONG	ICP	USDT	341.330574	0.626134	-341.330574	0.96218609	EUR-328.42
01.02.2025	CLOSE_LONG	QNT	USDT	393.147378	1.589795	-393.147378	0.96218609	EUR-378.28
01.02.2025	CLOSE_LONG	EGLD	USDT	398.861325	0.415405	-398.861325	0.96218609	EUR-383.78
01.02.2025	CLOSE_LONG	XDC	USDT	455.122698	0.945529	-455.122698	0.96218609	EUR-437.91
01.02.2025	CLOSE_LONG	EGLD	USDT	1'063.801395	1.1036	-1'063.801395	0.96218609	EUR-1'023.57
28.01.2025	CLOSE_LONG	LINK	USDT	5.597277	0.036787	-5.597277	0.95960081	EUR-5.37
28.01.2025	CLOSE_LONG	HNT	USDT	8.8998	0.04577	-8.8998	0.95960081	EUR-8.54
28.01.2025	CLOSE_LONG	IO	USDT	9.342122	0.041677	-9.342122	0.95960081	EUR-8.96
28.01.2025	CLOSE_LONG	LINK	USDT	9.795234	0.064378	-9.795234	0.95960081	EUR-9.40

Datum	Trade Event	Coin/Token	Quote	Nominal	Fee	Realized PnL	Wechselkurs	Realized PnL (EUR)
28.01.2025	CLOSE_LONG	IO	USDT	13.634449	0.060826	-13.634449	0.95960081	EUR-13.08
28.01.2025	CLOSE_LONG	IO	USDT	13.886939	0.061952	-13.886939	0.95960081	EUR-13.33
28.01.2025	CLOSE_LONG	IO	USDT	15.654367	0.069837	-15.654367	0.95960081	EUR-15.02
28.01.2025	CLOSE_LONG	LINK	USDT	16.79183	0.110362	-16.79183	0.95960081	EUR-16.11
28.01.2025	CLOSE_LONG	LINK	USDT	19.590468	0.128755	-19.590468	0.95960081	EUR-18.80
28.01.2025	CLOSE_LONG	LINK	USDT	23.771426	0.156352	-23.771426	0.95960081	EUR-22.81
28.01.2025	CLOSE_LONG	IO	USDT	31.939204	0.143104	-31.939204	0.95960081	EUR-30.65
28.01.2025	CLOSE_LONG	IO	USDT	35.820041	0.16119	-35.820041	0.95960081	EUR-34.37
28.01.2025	CLOSE_LONG	IO	USDT	40.650857	0.18135	-40.650857	0.95960081	EUR-39.01
28.01.2025	CLOSE_LONG	HNT	USDT	45.5328	0.235097	-45.5328	0.95960081	EUR-43.69
28.01.2025	CLOSE_LONG	LINK	USDT	55.972766	0.367872	-55.972766	0.95960081	EUR-53.71
28.01.2025	CLOSE_LONG	IO	USDT	59.603082	0.267052	-59.603082	0.95960081	EUR-57.20
28.01.2025	CLOSE_LONG	IO	USDT	75.746939	0.33792	-75.746939	0.95960081	EUR-72.69
27.01.2025	CLOSE_LONG	MOVE	USDT	4.3409	0.434425	4.3409	0.94966762	EUR 4.12
27.01.2025	CLOSE_LONG	MOVE	USDT	2.037333	0.211506	2.037333	0.94966762	EUR 1.93
27.01.2025	CLOSE_LONG	MOVE	USDT	0.990467	0.099123	0.990467	0.94966762	EUR 0.94
27.01.2025	CLOSE_LONG	MOVE	USDT	0.8549	0.085556	0.8549	0.94966762	EUR 0.81
27.01.2025	CLOSE_LONG	IO	USDT	1.257392	0.007255	-1.257392	0.94966762	EUR-1.19
27.01.2025	CLOSE_LONG	IMX	USDT	1.749848	0.002262	-1.749848	0.94966762	EUR-1.66
27.01.2025	CLOSE_LONG	IMX	USDT	2.053848	0.00214	-2.053848	0.94966762	EUR-1.95
27.01.2025	CLOSE_LONG	IO	USDT	4.400871	0.025393	-4.400871	0.94966762	EUR-4.18
27.01.2025	CLOSE_LONG	EGLD	USDT	4.626851	0.004293	-4.626851	0.94966762	EUR-4.39
27.01.2025	CLOSE_LONG	XDC	USDT	5.34927	0.007729	-5.34927	0.94966762	EUR-5.08
27.01.2025	CLOSE_LONG	XDC	USDT	5.36327	0.007723	-5.36327	0.94966762	EUR-5.09
27.01.2025	CLOSE_LONG	XDC	USDT	5.37727	0.007718	-5.37727	0.94966762	EUR-5.11
27.01.2025	CLOSE_LONG	XDC	USDT	5.39127	0.007712	-5.39127	0.94966762	EUR-5.12
27.01.2025	CLOSE_LONG	QNT	USDT	5.710909	0.012391	-5.710909	0.94966762	EUR-5.42
27.01.2025	CLOSE_LONG	IO	USDT	5.867828	0.033858	-5.867828	0.94966762	EUR-5.57
27.01.2025	CLOSE_LONG	QNT	USDT	6.997084	0.017558	-6.997084	0.94966762	EUR-6.64
27.01.2025	CLOSE_LONG	IMX	USDT	7.983867	0.010312	-7.983867	0.94966762	EUR-7.58
27.01.2025	CLOSE_LONG	XDC	USDT	8.107905	0.01156	-8.107905	0.94966762	EUR-7.70
27.01.2025	CLOSE_LONG	IO	USDT	8.801741	0.050786	-8.801741	0.94966762	EUR-8.36
27.01.2025	CLOSE_LONG	IO	USDT	10.268698	0.059251	-10.268698	0.94966762	EUR-9.75
27.01.2025	CLOSE_LONG	IMX	USDT	10.607109	0.013705	-10.607109	0.94966762	EUR-10.07
27.01.2025	CLOSE_LONG	IO	USDT	12.993047	0.07497	-12.993047	0.94966762	EUR-12.34
27.01.2025	CLOSE_LONG	ICP	USDT	13.101832	0.020565	-13.101832	0.94966762	EUR-12.44
27.01.2025	CLOSE_LONG	IO	USDT	15.0887	0.087062	-15.0887	0.94966762	EUR-14.33
27.01.2025	CLOSE_LONG	IO	USDT	15.717395	0.09069	-15.717395	0.94966762	EUR-14.93
27.01.2025	CLOSE_LONG	IMX	USDT	16.319463	0.016988	-16.319463	0.94966762	EUR-15.50
27.01.2025	CLOSE_LONG	QNT	USDT	16.920905	0.036785	-16.920905	0.94966762	EUR-16.07
27.01.2025	CLOSE_LONG	IO	USDT	18.232179	0.1052	-18.232179	0.94966762	EUR-17.31
27.01.2025	CLOSE_LONG	FET	USDT	20.201993	0.032089	-20.201993	0.94966762	EUR-19.19
27.01.2025	CLOSE_LONG	OP	USDT	23.242041	0.025654	-23.242041	0.94966762	EUR-22.07
27.01.2025	CLOSE_LONG	QNT	USDT	26.726369	0.063161	-26.726369	0.94966762	EUR-25.38
27.01.2025	CLOSE_LONG	IO	USDT	31.01566	0.178962	-31.01566	0.94966762	EUR-29.45
27.01.2025	CLOSE_LONG	IO	USDT	36.254792	0.209192	-36.254792	0.94966762	EUR-34.43
27.01.2025	CLOSE_LONG	STRK	USDT	39.486794	0.07162	-39.486794	0.94966762	EUR-37.50
27.01.2025	CLOSE_LONG	QNT	USDT	40.532423	0.095985	-40.532423	0.94966762	EUR-38.49

Datum	Trade Event	Coin/Token	Quote	Nominal	Fee	Realized PnL	Wechselkurs	Realized PnL (EUR)
27.01.2025	CLOSE_LONG	QNT	USDT	41.468835	0.104132	-41.468835	0.94966762	EUR-39.38
27.01.2025	CLOSE_LONG	FET	USDT	44.332152	0.070417	-44.332152	0.94966762	EUR-42.10
27.01.2025	CLOSE_LONG	POL	USDT	45.533314	0.06715	-45.533314	0.94966762	EUR-43.24
27.01.2025	CLOSE_LONG	QNT	USDT	45.716509	0.108114	-45.716509	0.94966762	EUR-43.42
27.01.2025	CLOSE_LONG	ICP	USDT	47.773356	0.074944	-47.773356	0.94966762	EUR-45.37
27.01.2025	CLOSE_LONG	IMX	USDT	52.07022	0.067254	-52.07022	0.94966762	EUR-49.45
27.01.2025	CLOSE_LONG	ATH	USDT	72.022669	0.147313	-72.022669	0.94966762	EUR-68.40
27.01.2025	CLOSE_LONG	OP	USDT	73.362297	0.080974	-73.362297	0.94966762	EUR-69.67
27.01.2025	CLOSE_LONG	QNT	USDT	80.444231	0.189851	-80.444231	0.94966762	EUR-76.40
27.01.2025	CLOSE_LONG	NEAR	USDT	87.048088	0.126463	-87.048088	0.94966762	EUR-82.67
27.01.2025	CLOSE_LONG	POL	USDT	89.757544	0.132213	-89.757544	0.94966762	EUR-85.24
27.01.2025	CLOSE_LONG	OP	USDT	100.416825	0.134512	-100.416825	0.94966762	EUR-95.36
27.01.2025	CLOSE_LONG	FET	USDT	103.8158	0.164902	-103.8158	0.94966762	EUR-98.59
27.01.2025	CLOSE_LONG	RENDER	USDT	107.75	0.6751	-107.75	0.94966762	EUR-102.33
27.01.2025	CLOSE_LONG	ICP	USDT	108.329606	0.16994	-108.329606	0.94966762	EUR-102.88
27.01.2025	CLOSE_LONG	XDC	USDT	113.55267	0.161818	-113.55267	0.94966762	EUR-107.84
27.01.2025	CLOSE_LONG	POL	USDT	115.602499	0.169678	-115.602499	0.94966762	EUR-109.78
27.01.2025	CLOSE_LONG	NEAR	USDT	124.895083	0.181447	-124.895083	0.94966762	EUR-118.61
27.01.2025	CLOSE_LONG	OP	USDT	131.668783	0.176321	-131.668783	0.94966762	EUR-125.04
27.01.2025	CLOSE_LONG	QNT	USDT	136.624036	0.322657	-136.624036	0.94966762	EUR-129.75
27.01.2025	CLOSE_LONG	QNT	USDT	140.223917	0.331159	-140.223917	0.94966762	EUR-133.17
27.01.2025	CLOSE_LONG	QNT	USDT	140.454035	0.304556	-140.454035	0.94966762	EUR-133.38
27.01.2025	CLOSE_LONG	QNT	USDT	151.964454	0.329303	-151.964454	0.94966762	EUR-144.32
27.01.2025	CLOSE_LONG	XDC	USDT	158.334465	0.227787	-158.334465	0.94966762	EUR-150.37
27.01.2025	CLOSE_LONG	QNT	USDT	160.632329	0.348086	-160.632329	0.94966762	EUR-152.55
27.01.2025	CLOSE_LONG	QNT	USDT	165.080234	0.389861	-165.080234	0.94966762	EUR-156.77
27.01.2025	CLOSE_LONG	POL	USDT	173.080855	0.254947	-173.080855	0.94966762	EUR-164.37
27.01.2025	CLOSE_LONG	POL	USDT	184.984185	0.272481	-184.984185	0.94966762	EUR-175.67
27.01.2025	CLOSE_LONG	OP	USDT	188.727755	0.240245	-188.727755	0.94966762	EUR-179.23
27.01.2025	CLOSE_LONG	QNT	USDT	193.090756	0.418423	-193.090756	0.94966762	EUR-183.37
27.01.2025	CLOSE_LONG	OP	USDT	208.005862	0.229652	-208.005862	0.94966762	EUR-197.54
27.01.2025	CLOSE_LONG	FET	USDT	211.522942	0.270224	-211.522942	0.94966762	EUR-200.88
27.01.2025	CLOSE_LONG	QNT	USDT	213.849088	0.536993	-213.849088	0.94966762	EUR-203.09
27.01.2025	CLOSE_LONG	FET	USDT	219.50494	0.280421	-219.50494	0.94966762	EUR-208.46
27.01.2025	CLOSE_LONG	QNT	USDT	233.294944	0.505545	-233.294944	0.94966762	EUR-221.55
27.01.2025	CLOSE_LONG	QNT	USDT	239.543503	0.601514	-239.543503	0.94966762	EUR-227.49
27.01.2025	CLOSE_LONG	AKT	USDT	244.468019	0.65662	-244.468019	0.94966762	EUR-232.16
27.01.2025	CLOSE_LONG	QNT	USDT	253.397038	0.549105	-253.397038	0.94966762	EUR-240.64
27.01.2025	CLOSE_LONG	EGLD	USDT	254.696832	0.236016	-254.696832	0.94966762	EUR-241.88
27.01.2025	CLOSE_LONG	OP	USDT	264.867803	0.353285	-264.867803	0.94966762	EUR-251.54
27.01.2025	CLOSE_LONG	OP	USDT	267.324317	0.341515	-267.324317	0.94966762	EUR-253.87
27.01.2025	CLOSE_LONG	QNT	USDT	270.732789	0.586672	-270.732789	0.94966762	EUR-257.11
27.01.2025	CLOSE_LONG	QNT	USDT	275.413207	0.597581	-275.413207	0.94966762	EUR-261.55
27.01.2025	CLOSE_LONG	POL	USDT	282.224761	0.413752	-282.224761	0.94966762	EUR-268.02
27.01.2025	CLOSE_LONG	QNT	USDT	286.28858	0.677498	-286.28858	0.94966762	EUR-271.88
27.01.2025	CLOSE_LONG	IMX	USDT	465.782968	0.484876	-465.782968	0.94966762	EUR-442.34
27.01.2025	CLOSE_LONG	QNT	USDT	486.669559	1.149341	-486.669559	0.94966762	EUR-462.17
27.01.2025	CLOSE_LONG	EGLD	USDT	536.021059	0.496706	-536.021059	0.94966762	EUR-509.04

Datum	Trade Event	Coin/Token	Quote	Nominal	Fee	Realized PnL	Wechselkurs	Realized PnL (EUR)
25.01.2025	CLOSE_LONG	Λ ALGO	₿ USDT	0.067775	0.000589	-0.067775	0.95492743	EUR-0.06
25.01.2025	CLOSE_LONG	LINK	₿ USDT	12.143214	0.179935	-12.143214	0.95492743	EUR-11.60
25.01.2025	CLOSE_LONG	LINK	₿ USDT	14.775706	0.219947	-14.775706	0.95492743	EUR-14.11
25.01.2025	CLOSE_LONG	ARB	₿ USDT	20.02443	0.141151	-20.02443	0.95492743	EUR-19.12
25.01.2025	CLOSE_LONG	LINK	₿ USDT	61.973316	0.919706	-61.973316	0.95492743	EUR-59.18
25.01.2025	CLOSE_LONG	ARB	₿ USDT	137.16835	0.966891	-137.16835	0.95492743	EUR-130.99
25.01.2025	CLOSE_LONG	Λ ALGO	₿ USDT	183.175195	1.5916	-183.175195	0.95492743	EUR-174.92
25.01.2025	CLOSE_LONG	LINK	₿ USDT	247.525264	3.67897	-247.525264	0.95492743	EUR-236.37
24.01.2025	CLOSE_LONG	ONDO	₿ USDT	73.586131	1.136475	73.586131	0.95492743	EUR 70.27
24.01.2025	CLOSE_LONG	ONDO	₿ USDT	44.481953	0.688794	44.481953	0.95492743	EUR 42.48
24.01.2025	CLOSE_LONG	ONDO	₿ USDT	23.22132	0.358633	23.22132	0.95492743	EUR 22.17
24.01.2025	CLOSE_LONG	ONDO	₿ USDT	21.013477	0.324535	21.013477	0.95492743	EUR 20.07
24.01.2025	CLOSE_LONG	ONDO	₿ USDT	16.897221	0.26165	16.897221	0.95492743	EUR 16.14
24.01.2025	CLOSE_LONG	ONDO	₿ USDT	16.445652	0.253989	16.445652	0.95492743	EUR 15.70
24.01.2025	CLOSE_LONG	ONDO	₿ USDT	16.226723	0.250608	16.226723	0.95492743	EUR 15.50
24.01.2025	CLOSE_LONG	ONDO	₿ USDT	16.212599	0.251049	16.212599	0.95492743	EUR 15.48
24.01.2025	CLOSE_LONG	ONDO	₿ USDT	9.183888	0.141837	9.183888	0.95492743	EUR 8.77
24.01.2025	CLOSE_LONG	ONDO	₿ USDT	8.111506	0.125275	8.111506	0.95492743	EUR 7.75
24.01.2025	CLOSE_LONG	ONDO	₿ USDT	6.679191	0.103154	6.679191	0.95492743	EUR 6.38
24.01.2025	CLOSE_LONG	ONDO	₿ USDT	3.970408	0.06132	3.970408	0.95492743	EUR 3.79
24.01.2025	CLOSE_LONG	ONDO	₿ USDT	3.513997	0.054271	3.513997	0.95492743	EUR 3.36
24.01.2025	CLOSE_LONG	HNT	₿ USDT	1.3566	0.337057	1.3566	0.95492743	EUR 1.30
24.01.2025	CLOSE_LONG	HNT	₿ USDT	0.0434	0.010783	0.0434	0.95492743	EUR 0.04
24.01.2025	CLOSE_LONG	KAS	₿ USDT	2.065	0.036859	-2.065	0.95492743	EUR-1.97
24.01.2025	CLOSE_LONG	HNT	₿ USDT	3.3441	0.035682	-3.3441	0.95492743	EUR-3.19
24.01.2025	CLOSE_LONG	HNT	₿ USDT	7.4491	0.076447	-7.4491	0.95492743	EUR-7.11
24.01.2025	CLOSE_LONG	TAO	₿ USDT	7.817565	0.107168	-7.817565	0.95492743	EUR-7.47
24.01.2025	CLOSE_LONG	KAS	₿ USDT	9.2099	0.164392	-9.2099	0.95492743	EUR-8.79
24.01.2025	CLOSE_LONG	HNT	₿ USDT	9.922	0.10118	-9.922	0.95492743	EUR-9.47
24.01.2025	CLOSE_LONG	HNT	₿ USDT	11.745	0.121307	-11.745	0.95492743	EUR-11.22
24.01.2025	CLOSE_LONG	KAS	₿ USDT	18.34866	0.325259	-18.34866	0.95492743	EUR-17.52
24.01.2025	CLOSE_LONG	TAO	₿ USDT	21.393519	0.292722	-21.393519	0.95492743	EUR-20.43
24.01.2025	CLOSE_LONG	TAO	₿ USDT	29.715446	0.407359	-29.715446	0.95492743	EUR-28.38
23.01.2025	CLOSE_LONG	LINK	₿ USDT	0.755443	0.00984	-0.755443	0.96116878	EUR-0.73
23.01.2025	CLOSE_LONG	LINK	₿ USDT	0.757443	0.009839	-0.757443	0.96116878	EUR-0.73
23.01.2025	CLOSE_LONG	LINK	₿ USDT	0.761443	0.009838	-0.761443	0.96116878	EUR-0.73
23.01.2025	CLOSE_LONG	LINK	₿ USDT	1.524886	0.019674	-1.524886	0.96116878	EUR-1.47
23.01.2025	CLOSE_LONG	KAS	₿ USDT	1.734687	0.007857	-1.734687	0.96116878	EUR-1.67
23.01.2025	CLOSE_LONG	ARB	₿ USDT	6.440485	0.050531	-6.440485	0.96116878	EUR-6.19
23.01.2025	CLOSE_LONG	LINK	₿ USDT	10.619778	0.118723	-10.619778	0.96116878	EUR-10.21
23.01.2025	CLOSE_LONG	LINK	₿ USDT	10.643778	0.118714	-10.643778	0.96116878	EUR-10.23
23.01.2025	CLOSE_LONG	KAS	₿ USDT	11.468104	0.051891	-11.468104	0.96116878	EUR-11.02
23.01.2025	CLOSE_LONG	AKT	₿ USDT	12.246018	0.032615	-12.246018	0.96116878	EUR-11.77
23.01.2025	CLOSE_LONG	KAS	₿ USDT	14.060992	0.063623	-14.060992	0.96116878	EUR-13.51
23.01.2025	CLOSE_LONG	LINK	₿ USDT	14.353415	0.18696	-14.353415	0.96116878	EUR-13.80
23.01.2025	CLOSE_LONG	SEI	₿ USDT	15.595657	0.039502	-15.595657	0.96116878	EUR-14.99
23.01.2025	CLOSE_LONG	LINK	₿ USDT	16.751743	0.216427	-16.751743	0.96116878	EUR-16.10
23.01.2025	CLOSE_LONG	KAS	₿ USDT	16.985131	0.076854	-16.985131	0.96116878	EUR-16.33

Datum	Trade Event	Coin/Token	Quote	Nominal	Fee	Realized PnL	Wechselkurs	Realized PnL (EUR)
23.01.2025	CLOSE_LONG	LINK	USDT	18.626612	0.207749	-18.626612	0.96116878	EUR-17.90
23.01.2025	CLOSE_LONG	KAS	USDT	19.669398	0.089	-19.669398	0.96116878	EUR-18.91
23.01.2025	CLOSE_LONG	KAS	USDT	20.857329	0.094375	-20.857329	0.96116878	EUR-20.05
23.01.2025	CLOSE_LONG	LINK	USDT	21.287557	0.237427	-21.287557	0.96116878	EUR-20.46
23.01.2025	CLOSE_LONG	LINK	USDT	24.366172	0.314803	-24.366172	0.96116878	EUR-23.42
23.01.2025	CLOSE_LONG	LINK	USDT	29.27039	0.326462	-29.27039	0.96116878	EUR-28.13
23.01.2025	CLOSE_LONG	LINK	USDT	29.696272	0.383666	-29.696272	0.96116878	EUR-28.54
23.01.2025	CLOSE_LONG	KAS	USDT	32.200419	0.145978	-32.200419	0.96116878	EUR-30.95
23.01.2025	CLOSE_LONG	LINK	USDT	34.26493	0.442692	-34.26493	0.96116878	EUR-32.93
23.01.2025	CLOSE_LONG	STRK	USDT	36.911703	0.094038	-36.911703	0.96116878	EUR-35.48
23.01.2025	CLOSE_LONG	SEI	USDT	39.279908	0.099491	-39.279908	0.96116878	EUR-37.75
23.01.2025	CLOSE_LONG	LINK	USDT	41.117916	0.53123	-41.117916	0.96116878	EUR-39.52
23.01.2025	CLOSE_LONG	SEI	USDT	48.363819	0.122526	-48.363819	0.96116878	EUR-46.49
23.01.2025	CLOSE_LONG	KAS	USDT	48.590952	0.219864	-48.590952	0.96116878	EUR-46.70
23.01.2025	CLOSE_LONG	KAS	USDT	53.422633	0.241726	-53.422633	0.96116878	EUR-51.35
23.01.2025	CLOSE_LONG	ARB	USDT	54.23425	0.429349	-54.23425	0.96116878	EUR-52.13
23.01.2025	CLOSE_LONG	LINK	USDT	60.925725	0.682714	-60.925725	0.96116878	EUR-58.56
23.01.2025	CLOSE_LONG	LINK	USDT	63.282759	0.816488	-63.282759	0.96116878	EUR-60.83
23.01.2025	CLOSE_LONG	LINK	USDT	63.961202	0.826358	-63.961202	0.96116878	EUR-61.48
23.01.2025	CLOSE_LONG	LINK	USDT	65.488633	0.732126	-65.488633	0.96116878	EUR-62.95
23.01.2025	CLOSE_LONG	STRK	USDT	65.499824	0.167208	-65.499824	0.96116878	EUR-62.96
23.01.2025	CLOSE_LONG	SEI	USDT	66.335074	0.168055	-66.335074	0.96116878	EUR-63.76
23.01.2025	CLOSE_LONG	LINK	USDT	83.758717	1.082136	-83.758717	0.96116878	EUR-80.51
23.01.2025	CLOSE_LONG	LINK	USDT	84.862226	0.949824	-84.862226	0.96116878	EUR-81.57
23.01.2025	CLOSE_LONG	MANTA	USDT	89.623898	0.215017	-89.623898	0.96116878	EUR-86.14
23.01.2025	CLOSE_LONG	LINK	USDT	105.431801	1.177291	-105.431801	0.96116878	EUR-101.34
23.01.2025	CLOSE_LONG	SEI	USDT	142.739907	0.361541	-142.739907	0.96116878	EUR-137.20
23.01.2025	CLOSE_LONG	AKT	USDT	224.949005	0.59743	-224.949005	0.96116878	EUR-216.21
23.01.2025	CLOSE_LONG	NEAR	USDT	248.874538	0.481517	-248.874538	0.96116878	EUR-239.21
22.01.2025	CLOSE_SHORT	RENDER	USDT	0.0008	0.000569	-0.0008	0.95757924	EUR-0.00
22.01.2025	CLOSE_SHORT	RENDER	USDT	0.0025	0.001423	-0.0025	0.95757924	EUR-0.00
22.01.2025	CLOSE_SHORT	RENDER	USDT	0.0028	0.001992	-0.0028	0.95757924	EUR-0.00
22.01.2025	CLOSE_SHORT	RENDER	USDT	0.008	0.005691	-0.008	0.95757924	EUR-0.01
22.01.2025	CLOSE_SHORT	ASTR	USDT	0.016622	0.004022	-0.016622	0.95757924	EUR-0.02
22.01.2025	CLOSE_SHORT	RENDER	USDT	0.07	0.049798	-0.07	0.95757924	EUR-0.07
22.01.2025	CLOSE_SHORT	RENDER	USDT	0.122	0.086791	-0.122	0.95757924	EUR-0.12
22.01.2025	CLOSE_SHORT	ASTR	USDT	0.44391	0.096567	-0.44391	0.95757924	EUR-0.43
22.01.2025	CLOSE_SHORT	ASTR	USDT	0.445572	0.088043	-0.445572	0.95757924	EUR-0.43
22.01.2025	CLOSE_SHORT	RENDER	USDT	0.5975	0.340097	-0.5975	0.95757924	EUR-0.57
22.01.2025	CLOSE_SHORT	ASTR	USDT	0.919366	0.199997	-0.919366	0.95757924	EUR-0.88
22.01.2025	CLOSE_LONG	LINK	USDT	15.014069	1.172356	15.014069	0.95757924	EUR 14.38
22.01.2025	CLOSE_LONG	LINK	USDT	13.618155	1.009523	13.618155	0.95757924	EUR 13.04
22.01.2025	CLOSE_LONG	LINK	USDT	13.489269	1.029756	13.489269	0.95757924	EUR 12.92
22.01.2025	CLOSE_LONG	LINK	USDT	11.279684	0.83617	11.279684	0.95757924	EUR 10.80
22.01.2025	CLOSE_LONG	LINK	USDT	9.848826	1.038442	9.848826	0.95757924	EUR 9.43
22.01.2025	CLOSE_LONG	LINK	USDT	9.491441	0.703607	9.491441	0.95757924	EUR 9.09
22.01.2025	CLOSE_LONG	LINK	USDT	9.07877	0.673015	9.07877	0.95757924	EUR 8.69
22.01.2025	CLOSE_LONG	LINK	USDT	7.04897	0.530213	7.04897	0.95757924	EUR 6.75

Datum	Trade Event	Coin/Token	Quote	Nominal	Fee	Realized PnL	Wechselkurs	Realized PnL (EUR)
22.01.2025	CLOSE_LONG	LINK	USDT	6.051656	0.65152	6.051656	0.95757924	EUR 5.79
22.01.2025	CLOSE_LONG	LINK	USDT	5.622285	0.407936	5.622285	0.95757924	EUR 5.38
22.01.2025	CLOSE_LONG	LINK	USDT	5.200642	0.5599	5.200642	0.95757924	EUR 4.98
22.01.2025	CLOSE_LONG	LINK	USDT	3.513928	0.25496	3.513928	0.95757924	EUR 3.36
22.01.2025	CLOSE_LONG	LINK	USDT	2.746585	0.1938	2.746585	0.95757924	EUR 2.63
22.01.2025	CLOSE_LONG	LINK	USDT	2.368028	0.183506	2.368028	0.95757924	EUR 2.27
22.01.2025	CLOSE_LONG	LINK	USDT	2.236471	0.173312	2.236471	0.95757924	EUR 2.14
22.01.2025	CLOSE_LONG	LINK	USDT	1.375571	0.101972	1.375571	0.95757924	EUR 1.32
22.01.2025	CLOSE_LONG	LINK	USDT	1.100457	0.081578	1.100457	0.95757924	EUR 1.05
22.01.2025	CLOSE_LONG	LINK	USDT	0.9279	0.071366	0.9279	0.95757924	EUR 0.89
22.01.2025	CLOSE_LONG	LINK	USDT	0.819343	0.061181	0.819343	0.95757924	EUR 0.78
22.01.2025	CLOSE_LONG	LINK	USDT	0.394671	0.030584	0.394671	0.95757924	EUR 0.38
22.01.2025	CLOSE_LONG	LINK	USDT	0.391671	0.030583	0.391671	0.95757924	EUR 0.38
22.01.2025	CLOSE_LONG	LINK	USDT	0.283671	0.03054	0.283671	0.95757924	EUR 0.27
22.01.2025	CLOSE_LONG	LINK	USDT	0.144557	0.0102	0.144557	0.95757924	EUR 0.14
22.01.2025	CLOSE_LONG	LINK	USDT	0.140557	0.010198	0.140557	0.95757924	EUR 0.13
22.01.2025	CLOSE_LONG	LINK	USDT	0.132557	0.010195	0.132557	0.95757924	EUR 0.13
22.01.2025	CLOSE_LONG	ATH	USDT	1.123231	0.006009	-1.123231	0.95757924	EUR-1.08
22.01.2025	CLOSE_LONG	RENDER	USDT	4.6467	0.489452	-4.6467	0.95757924	EUR-4.45
22.01.2025	CLOSE_LONG	ASTR	USDT	12.952669	0.043124	-12.952669	0.95757924	EUR-12.40
22.01.2025	CLOSE_LONG	ATH	USDT	51.69355	0.275887	-51.69355	0.95757924	EUR-49.50
22.01.2025	CLOSE_LONG	ATH	USDT	66.854687	0.357656	-66.854687	0.95757924	EUR-64.02
22.01.2025	CLOSE_LONG	ASTR	USDT	103.73677	0.344776	-103.73677	0.95757924	EUR-99.34
21.01.2025	CLOSE_LONG	LINK	USDT	0.719701	0.009699	-0.719701	0.96553056	EUR-0.69
21.01.2025	CLOSE_LONG	QNT	USDT	3.844085	0.007849	-3.844085	0.96553056	EUR-3.71
21.01.2025	CLOSE_LONG	QNT	USDT	4.238226	0.008679	-4.238226	0.96553056	EUR-4.09
21.01.2025	CLOSE_LONG	LINK	USDT	4.306205	0.0582	-4.306205	0.96553056	EUR-4.16
21.01.2025	CLOSE_LONG	QNT	USDT	5.075507	0.01032	-5.075507	0.96553056	EUR-4.90
21.01.2025	CLOSE_LONG	LINK	USDT	7.187009	0.096996	-7.187009	0.96553056	EUR-6.94
21.01.2025	CLOSE_LONG	QNT	USDT	9.735373	0.019818	-9.735373	0.96553056	EUR-9.40
21.01.2025	CLOSE_LONG	LINK	USDT	10.075813	0.135789	-10.075813	0.96553056	EUR-9.73
21.01.2025	CLOSE_LONG	LINK	USDT	11.499214	0.155194	-11.499214	0.96553056	EUR-11.10
21.01.2025	CLOSE_LONG	LINK	USDT	12.882616	0.174614	-12.882616	0.96553056	EUR-12.44
21.01.2025	CLOSE_LONG	LINK	USDT	25.154531	0.339486	-25.154531	0.96553056	EUR-24.29
21.01.2025	CLOSE_LONG	LINK	USDT	26.517933	0.358915	-26.517933	0.96553056	EUR-25.60
21.01.2025	CLOSE_LONG	SEI	USDT	26.578858	0.065111	-26.578858	0.96553056	EUR-25.66
21.01.2025	CLOSE_LONG	QNT	USDT	28.178117	0.057396	-28.178117	0.96553056	EUR-27.21
21.01.2025	CLOSE_LONG	LINK	USDT	28.708036	0.388	-28.708036	0.96553056	EUR-27.72
21.01.2025	CLOSE_LONG	SEI	USDT	29.672746	0.072448	-29.672746	0.96553056	EUR-28.65
21.01.2025	CLOSE_LONG	LINK	USDT	30.775139	0.417134	-30.775139	0.96553056	EUR-29.71
21.01.2025	CLOSE_LONG	NEAR	USDT	32.581104	0.06138	-32.581104	0.96553056	EUR-31.46
21.01.2025	CLOSE_LONG	OP	USDT	34.217778	0.118626	-34.217778	0.96553056	EUR-33.04
21.01.2025	CLOSE_LONG	OP	USDT	34.986717	0.121292	-34.986717	0.96553056	EUR-33.78
21.01.2025	CLOSE_LONG	QNT	USDT	36.931488	0.075137	-36.931488	0.96553056	EUR-35.66
21.01.2025	CLOSE_LONG	ONDO	USDT	67.774098	0.178334	-67.774098	0.96553056	EUR-65.44
21.01.2025	CLOSE_LONG	QNT	USDT	68.61889	0.140515	-68.61889	0.96553056	EUR-66.25
21.01.2025	CLOSE_LONG	EGLD	USDT	68.91971	0.094864	-68.91971	0.96553056	EUR-66.54
21.01.2025	CLOSE_LONG	EGLD	USDT	73.395016	0.101024	-73.395016	0.96553056	EUR-70.87

Datum	Trade Event	Coin/Token	Quote	Nominal	Fee	Realized PnL	Wechselkurs	Realized PnL (EUR)
21.01.2025	CLOSE_LONG	EGLD	USDT	77.870322	0.107184	-77.870322	0.96553056	EUR-75.19
21.01.2025	CLOSE_LONG	ICP	USDT	78.599103	0.200951	-78.599103	0.96553056	EUR-75.89
21.01.2025	CLOSE_LONG	QNT	USDT	80.728106	0.165312	-80.728106	0.96553056	EUR-77.95
21.01.2025	CLOSE_LONG	QNT	USDT	86.071113	0.175525	-86.071113	0.96553056	EUR-83.10
21.01.2025	CLOSE_LONG	QNT	USDT	88.818596	0.181342	-88.818596	0.96553056	EUR-85.76
21.01.2025	CLOSE_LONG	EGLD	USDT	89.506117	0.1232	-89.506117	0.96553056	EUR-86.42
21.01.2025	CLOSE_LONG	QNT	USDT	89.982277	0.182853	-89.982277	0.96553056	EUR-86.88
21.01.2025	CLOSE_LONG	EGLD	USDT	99.35179	0.136752	-99.35179	0.96553056	EUR-95.93
21.01.2025	CLOSE_LONG	FET	USDT	105.261144	0.173176	-105.261144	0.96553056	EUR-101.63
21.01.2025	CLOSE_LONG	QNT	USDT	127.853387	0.260578	-127.853387	0.96553056	EUR-123.45
21.01.2025	CLOSE_LONG	EGLD	USDT	127.993747	0.176176	-127.993747	0.96553056	EUR-123.58
21.01.2025	CLOSE_LONG	ONDO	USDT	129.14135	0.339605	-129.14135	0.96553056	EUR-124.69
21.01.2025	CLOSE_LONG	QNT	USDT	135.017757	0.276484	-135.017757	0.96553056	EUR-130.36
21.01.2025	CLOSE_LONG	EGLD	USDT	135.305237	0.185972	-135.305237	0.96553056	EUR-130.64
21.01.2025	CLOSE_LONG	NEAR	USDT	139.783445	0.26334	-139.783445	0.96553056	EUR-134.97
21.01.2025	CLOSE_LONG	EGLD	USDT	177.222112	0.243936	-177.222112	0.96553056	EUR-171.11
21.01.2025	CLOSE_LONG	FET	USDT	178.907728	0.295511	-178.907728	0.96553056	EUR-172.74
21.01.2025	CLOSE_LONG	EGLD	USDT	182.592479	0.251328	-182.592479	0.96553056	EUR-176.30
21.01.2025	CLOSE_LONG	QNT	USDT	184.587061	0.376207	-184.587061	0.96553056	EUR-178.22
21.01.2025	CLOSE_LONG	NEAR	USDT	187.256596	0.352369	-187.256596	0.96553056	EUR-180.80
21.01.2025	CLOSE_LONG	EGLD	USDT	245.246761	0.337568	-245.246761	0.96553056	EUR-236.79
21.01.2025	CLOSE_LONG	POL	USDT	256.489038	0.607874	-256.489038	0.96553056	EUR-247.65
21.01.2025	CLOSE_LONG	QNT	USDT	259.192	0.530136	-259.192	0.96553056	EUR-250.26
21.01.2025	CLOSE_LONG	QNT	USDT	290.675501	0.593125	-290.675501	0.96553056	EUR-280.66
20.01.2025	CLOSE_LONG	LINK	USDT	2.115656	0.01891	-2.115656	0.96936797	EUR-2.05
20.01.2025	CLOSE_LONG	QNT	USDT	2.598084	0.00412	-2.598084	0.96936797	EUR-2.52
20.01.2025	CLOSE_LONG	QNT	USDT	3.565917	0.005797	-3.565917	0.96936797	EUR-3.46
20.01.2025	CLOSE_LONG	POL	USDT	4.135463	0.00827	-4.135463	0.96936797	EUR-4.01
20.01.2025	CLOSE_LONG	LINK	USDT	4.211312	0.037827	-4.211312	0.96936797	EUR-4.08
20.01.2025	CLOSE_LONG	ATH	USDT	4.665274	0.011742	-4.665274	0.96936797	EUR-4.52
20.01.2025	CLOSE_LONG	QNT	USDT	5.212168	0.008234	-5.212168	0.96936797	EUR-5.05
20.01.2025	CLOSE_LONG	QNT	USDT	5.214168	0.008233	-5.214168	0.96936797	EUR-5.05
20.01.2025	CLOSE_LONG	LINK	USDT	5.29414	0.047272	-5.29414	0.96936797	EUR-5.13
20.01.2025	CLOSE_LONG	LINK	USDT	5.29914	0.04727	-5.29914	0.96936797	EUR-5.14
20.01.2025	CLOSE_LONG	XDC	USDT	5.59	0.009735	-5.59	0.96936797	EUR-5.42
20.01.2025	CLOSE_LONG	XDC	USDT	5.62	0.009723	-5.62	0.96936797	EUR-5.45
20.01.2025	CLOSE_LONG	LINK	USDT	7.390796	0.066189	-7.390796	0.96936797	EUR-7.16
20.01.2025	CLOSE_LONG	EGLD	USDT	12.422188	0.017707	-12.422188	0.96936797	EUR-12.04
20.01.2025	CLOSE_LONG	QNT	USDT	13.00542	0.020594	-13.00542	0.96936797	EUR-12.61
20.01.2025	CLOSE_LONG	EGLD	USDT	13.339487	0.01896	-13.339487	0.96936797	EUR-12.93
20.01.2025	CLOSE_LONG	LINK	USDT	13.686764	0.122938	-13.686764	0.96936797	EUR-13.27
20.01.2025	CLOSE_LONG	SEI	USDT	15.708232	0.035637	-15.708232	0.96936797	EUR-15.23
20.01.2025	CLOSE_LONG	LINK	USDT	15.76242	0.141864	-15.76242	0.96936797	EUR-15.28
20.01.2025	CLOSE_LONG	QNT	USDT	16.20112	0.025507	-16.20112	0.96936797	EUR-15.70
20.01.2025	CLOSE_LONG	ASTR	USDT	16.838823	0.043308	-16.838823	0.96936797	EUR-16.32
20.01.2025	CLOSE_LONG	LINK	USDT	18.986903	0.170208	-18.986903	0.96936797	EUR-18.41
20.01.2025	CLOSE_LONG	MANTA	USDT	19.57499	0.031848	-19.57499	0.96936797	EUR-18.98
20.01.2025	CLOSE_LONG	QNT	USDT	20.910688	0.033941	-20.910688	0.96936797	EUR-20.27

Datum	Trade Event	Coin/Token	Quote	Nominal	Fee	Realized PnL	Wechselkurs	Realized PnL (EUR)
20.01.2025	CLOSE_LONG	LINK	USDT	21.236559	0.189064	-21.236559	0.96936797	EUR-20.59
20.01.2025	CLOSE_LONG	LINK	USDT	23.162215	0.20805	-23.162215	0.96936797	EUR-22.45
20.01.2025	CLOSE_LONG	ASTR	USDT	24.570267	0.063192	-24.570267	0.96936797	EUR-23.82
20.01.2025	CLOSE_LONG	QNT	USDT	25.010422	0.040556	-25.010422	0.96936797	EUR-24.24
20.01.2025	CLOSE_LONG	XDC	USDT	28.10	0.048616	-28.10	0.96936797	EUR-27.24
20.01.2025	CLOSE_LONG	XDC	USDT	30.921	0.053473	-30.921	0.96936797	EUR-29.97
20.01.2025	CLOSE_LONG	QNT	USDT	31.633441	0.051321	-31.633441	0.96936797	EUR-30.66
20.01.2025	CLOSE_LONG	MOVE	USDT	33.872092	0.096174	-33.872092	0.96936797	EUR-32.83
20.01.2025	CLOSE_LONG	QNT	USDT	35.293266	0.057596	-35.293266	0.96936797	EUR-34.21
20.01.2025	CLOSE_LONG	QNT	USDT	35.334966	0.057579	-35.334966	0.96936797	EUR-34.25
20.01.2025	CLOSE_LONG	KSM	USDT	36.515	0.071931	-36.515	0.96936797	EUR-35.40
20.01.2025	CLOSE_LONG	LINK	USDT	37.793807	0.340488	-37.793807	0.96936797	EUR-36.64
20.01.2025	CLOSE_LONG	AKT	USDT	40.559157	0.089741	-40.559157	0.96936797	EUR-39.32
20.01.2025	CLOSE_LONG	QNT	USDT	41.993885	0.06833	-41.993885	0.96936797	EUR-40.71
20.01.2025	CLOSE_LONG	SEI	USDT	43.40644	0.098553	-43.40644	0.96936797	EUR-42.08
20.01.2025	CLOSE_LONG	ASTR	USDT	44.116479	0.113303	-44.116479	0.96936797	EUR-42.77
20.01.2025	CLOSE_LONG	MOVE	USDT	47.08906	0.133851	-47.08906	0.96936797	EUR-45.65
20.01.2025	CLOSE_LONG	STRK	USDT	49.020715	0.104522	-49.020715	0.96936797	EUR-47.52
20.01.2025	CLOSE_LONG	QNT	USDT	49.031978	0.077381	-49.031978	0.96936797	EUR-47.53
20.01.2025	CLOSE_LONG	QNT	USDT	50.901678	0.082824	-50.901678	0.96936797	EUR-49.34
20.01.2025	CLOSE_LONG	QNT	USDT	52.081678	0.082352	-52.081678	0.96936797	EUR-50.49
20.01.2025	CLOSE_LONG	MANTA	USDT	52.421927	0.084744	-52.421927	0.96936797	EUR-50.82
20.01.2025	CLOSE_LONG	EGLD	USDT	52.527651	0.074552	-52.527651	0.96936797	EUR-50.92
20.01.2025	CLOSE_LONG	POL	USDT	53.724581	0.09908	-53.724581	0.96936797	EUR-52.08
20.01.2025	CLOSE_LONG	SEI	USDT	57.439207	0.130414	-57.439207	0.96936797	EUR-55.68
20.01.2025	CLOSE_LONG	KSM	USDT	59.95	0.118096	-59.95	0.96936797	EUR-58.11
20.01.2025	CLOSE_LONG	STRK	USDT	60.032671	0.130469	-60.032671	0.96936797	EUR-58.19
20.01.2025	CLOSE_LONG	ONDO	USDT	64.234131	0.322017	-64.234131	0.96936797	EUR-62.27
20.01.2025	CLOSE_LONG	KAS	USDT	71.415815	0.18378	-71.415815	0.96936797	EUR-69.23
20.01.2025	CLOSE_LONG	MANTA	USDT	72.582678	0.118184	-72.582678	0.96936797	EUR-70.36
20.01.2025	CLOSE_LONG	MOVE	USDT	72.669959	0.203597	-72.669959	0.96936797	EUR-70.44
20.01.2025	CLOSE_LONG	AKT	USDT	77.992571	0.172978	-77.992571	0.96936797	EUR-75.60
20.01.2025	CLOSE_LONG	EGLD	USDT	78.698327	0.111056	-78.698327	0.96936797	EUR-76.29
20.01.2025	CLOSE_LONG	KSM	USDT	84.588	0.137948	-84.588	0.96936797	EUR-82.00
20.01.2025	CLOSE_LONG	QNT	USDT	87.839895	0.142858	-87.839895	0.96936797	EUR-85.15
20.01.2025	CLOSE_LONG	QNT	USDT	88.025304	0.143299	-88.025304	0.96936797	EUR-85.33
20.01.2025	CLOSE_LONG	EGLD	USDT	89.129917	0.12632	-89.129917	0.96936797	EUR-86.40
20.01.2025	CLOSE_LONG	EGLD	USDT	89.329917	0.12624	-89.329917	0.96936797	EUR-86.59
20.01.2025	CLOSE_LONG	EGLD	USDT	89.529917	0.12616	-89.529917	0.96936797	EUR-86.79
20.01.2025	CLOSE_LONG	MOVE	USDT	90.083284	0.23629	-90.083284	0.96936797	EUR-87.32
20.01.2025	CLOSE_LONG	QNT	USDT	90.20452	0.14346	-90.20452	0.96936797	EUR-87.44
20.01.2025	CLOSE_LONG	QNT	USDT	94.970655	0.149808	-94.970655	0.96936797	EUR-92.06
20.01.2025	CLOSE_LONG	ONDO	USDT	95.521734	0.571815	-95.521734	0.96936797	EUR-92.60
20.01.2025	CLOSE_LONG	QNT	USDT	96.166313	0.152941	-96.166313	0.96936797	EUR-93.22
20.01.2025	CLOSE_LONG	ATH	USDT	102.145484	0.256418	-102.145484	0.96936797	EUR-99.02
20.01.2025	CLOSE_LONG	MOVE	USDT	112.821405	0.321054	-112.821405	0.96936797	EUR-109.37
20.01.2025	CLOSE_LONG	EGLD	USDT	113.958293	0.161741	-113.958293	0.96936797	EUR-110.47
20.01.2025	CLOSE_LONG	QNT	USDT	114.234076	0.180281	-114.234076	0.96936797	EUR-110.73

Datum	Trade Event	Coin/Token	Quote	Nominal	Fee	Realized PnL	Wechselkurs	Realized PnL (EUR)
20.01.2025	CLOSE_LONG	QNT	USDT	118.113902	0.192659	-118.113902	0.96936797	EUR-114.50
20.01.2025	CLOSE_LONG	QNT	USDT	118.160402	0.19264	-118.160402	0.96936797	EUR-114.54
20.01.2025	CLOSE_LONG	QNT	USDT	119.598936	0.194128	-119.598936	0.96936797	EUR-115.94
20.01.2025	CLOSE_LONG	KSM	USDT	120.99	0.238339	-120.99	0.96936797	EUR-117.28
20.01.2025	CLOSE_LONG	QNT	USDT	122.793653	0.193882	-122.793653	0.96936797	EUR-119.03
20.01.2025	CLOSE_LONG	EGLD	USDT	129.06708	0.181613	-129.06708	0.96936797	EUR-125.11
20.01.2025	CLOSE_LONG	FET	USDT	132.587722	0.19299	-132.587722	0.96936797	EUR-128.53
20.01.2025	CLOSE_LONG	EGLD	USDT	137.106072	0.194594	-137.106072	0.96936797	EUR-132.91
20.01.2025	CLOSE_LONG	EGLD	USDT	139.776969	0.198385	-139.776969	0.96936797	EUR-135.50
20.01.2025	CLOSE_LONG	EGLD	USDT	140.983268	0.199522	-140.983268	0.96936797	EUR-136.66
20.01.2025	CLOSE_LONG	EGLD	USDT	145.070849	0.197966	-145.070849	0.96936797	EUR-140.63
20.01.2025	CLOSE_LONG	EGLD	USDT	145.48591	0.19939	-145.48591	0.96936797	EUR-141.03
20.01.2025	CLOSE_LONG	LINK	USDT	148.375916	1.32356	-148.375916	0.96936797	EUR-143.83
20.01.2025	CLOSE_LONG	EGLD	USDT	153.350399	0.208964	-153.350399	0.96936797	EUR-148.65
20.01.2025	CLOSE_LONG	FET	USDT	160.430099	0.23296	-160.430099	0.96936797	EUR-155.52
20.01.2025	CLOSE_LONG	EGLD	USDT	165.260346	0.233544	-165.260346	0.96936797	EUR-160.20
20.01.2025	CLOSE_LONG	EGLD	USDT	177.115051	0.242389	-177.115051	0.96936797	EUR-171.69
20.01.2025	CLOSE_LONG	QNT	USDT	180.532315	0.285322	-180.532315	0.96936797	EUR-175.00
20.01.2025	CLOSE_LONG	EGLD	USDT	182.014357	0.248379	-182.014357	0.96936797	EUR-176.44
20.01.2025	CLOSE_LONG	QNT	USDT	212.151339	0.335617	-212.151339	0.96936797	EUR-205.65
20.01.2025	CLOSE_LONG	QNT	USDT	214.480706	0.338813	-214.480706	0.96936797	EUR-207.91
20.01.2025	CLOSE_LONG	FET	USDT	223.457898	0.324225	-223.457898	0.96936797	EUR-216.61
20.01.2025	CLOSE_LONG	EGLD	USDT	227.715476	0.31119	-227.715476	0.96936797	EUR-220.74
20.01.2025	CLOSE_LONG	POL	USDT	259.830284	0.51961	-259.830284	0.96936797	EUR-251.87
20.01.2025	CLOSE_LONG	QNT	USDT	274.173829	0.445464	-274.173829	0.96936797	EUR-265.78
20.01.2025	CLOSE_LONG	QNT	USDT	279.418204	0.441818	-279.418204	0.96936797	EUR-270.86
20.01.2025	CLOSE_LONG	EGLD	USDT	299.92522	0.422636	-299.92522	0.96936797	EUR-290.74
20.01.2025	CLOSE_LONG	POL	USDT	329.805936	0.609022	-329.805936	0.96936797	EUR-319.70
20.01.2025	CLOSE_LONG	QNT	USDT	366.134199	0.578935	-366.134199	0.96936797	EUR-354.92
20.01.2025	CLOSE_LONG	QNT	USDT	370.109899	0.583535	-370.109899	0.96936797	EUR-358.77
20.01.2025	CLOSE_LONG	NEAR	USDT	370.909292	0.4791	-370.909292	0.96936797	EUR-359.55
20.01.2025	CLOSE_LONG	FET	USDT	404.305344	0.510985	-404.305344	0.96936797	EUR-391.92
20.01.2025	CLOSE_LONG	QNT	USDT	453.431862	0.738519	-453.431862	0.96936797	EUR-439.54
20.01.2025	CLOSE_LONG	QNT	USDT	476.079307	0.750612	-476.079307	0.96936797	EUR-461.50
20.01.2025	CLOSE_LONG	QNT	USDT	482.015933	0.762168	-482.015933	0.96936797	EUR-467.25
20.01.2025	CLOSE_LONG	QNT	USDT	708.645329	1.150809	-708.645329	0.96936797	EUR-686.94
20.01.2025	CLOSE_LONG	QNT	USDT	726.125346	1.144849	-726.125346	0.96936797	EUR-703.88
20.01.2025	CLOSE_LONG	QNT	USDT	854.852758	1.352351	-854.852758	0.96936797	EUR-828.67
19.01.2025	CLOSE_LONG	ALGO	USDT	157.105264	1.782164	157.105264	0.97106234	EUR 152.56
19.01.2025	CLOSE_LONG	ALGO	USDT	90.255801	1.02384	90.255801	0.97106234	EUR 87.64
19.01.2025	CLOSE_LONG	ALGO	USDT	77.957306	0.878695	77.957306	0.97106234	EUR 75.70
19.01.2025	CLOSE_LONG	ALGO	USDT	77.442486	0.878489	77.442486	0.97106234	EUR 75.20
19.01.2025	CLOSE_LONG	HBAR	USDT	76.48013	1.627357	76.48013	0.97106234	EUR 74.27
19.01.2025	CLOSE_LONG	HBAR	USDT	73.547229	1.569698	73.547229	0.97106234	EUR 71.42
19.01.2025	CLOSE_LONG	HBAR	USDT	27.706256	0.590431	27.706256	0.97106234	EUR 26.90
19.01.2025	CLOSE_LONG	HBAR	USDT	5.577326	0.118317	5.577326	0.97106234	EUR 5.42
19.01.2025	CLOSE_LONG	ALGO	USDT	5.552236	0.062983	5.552236	0.97106234	EUR 5.39
19.01.2025	CLOSE_LONG	IO	USDT	4.608623	0.28386	4.608623	0.97106234	EUR 4.48

Datum	Trade Event	Coin/Token	Quote	Nominal	Fee	Realized PnL	Wechselkurs	Realized PnL (EUR)
19.01.2025	CLOSE_LONG	IO	USDT	4.383312	0.269982	4.383312	0.97106234	EUR 4.26
19.01.2025	CLOSE_LONG	HBAR	USDT	3.442713	0.073034	3.442713	0.97106234	EUR 3.34
19.01.2025	CLOSE_LONG	IO	USDT	3.000346	0.194225	3.000346	0.97106234	EUR 2.91
19.01.2025	CLOSE_LONG	IO	USDT	2.084656	0.134948	2.084656	0.97106234	EUR 2.02
19.01.2025	CLOSE_LONG	IO	USDT	2.045691	0.132426	2.045691	0.97106234	EUR 1.99
19.01.2025	CLOSE_LONG	IO	USDT	1.344311	0.087023	1.344311	0.97106234	EUR 1.31
19.01.2025	CLOSE_LONG	HBAR	USDT	0.170247	0.00359	0.170247	0.97106234	EUR 0.17
19.01.2025	CLOSE_LONG	HBAR	USDT	0.124031	0.002623	0.124031	0.97106234	EUR 0.12
19.01.2025	CLOSE_LONG	IO	USDT	0.096553	0.25072	0.096553	0.97106234	EUR 0.09
19.01.2025	CLOSE_LONG	IO	USDT	0.061448	0.003785	0.061448	0.97106234	EUR 0.06
19.01.2025	CLOSE_LONG	HBAR	USDT	0.038988	0.000828	0.038988	0.97106234	EUR 0.04
19.01.2025	CLOSE_LONG	HBAR	USDT	0.03234	0.00069	0.03234	0.97106234	EUR 0.03
19.01.2025	CLOSE_LONG	HBAR	USDT	0.026352	0.000552	0.026352	0.97106234	EUR 0.03
19.01.2025	CLOSE_LONG	IO	USDT	0.022207	0.057666	0.022207	0.97106234	EUR 0.02
19.01.2025	CLOSE_LONG	TON	USDT	0.127494	0.000593	-0.127494	0.97106234	EUR-0.12
19.01.2025	CLOSE_LONG	TON	USDT	0.21249	0.000988	-0.21249	0.97106234	EUR-0.21
19.01.2025	CLOSE_LONG	XAI	USDT	0.79036	0.010572	-0.79036	0.97106234	EUR-0.77
19.01.2025	CLOSE_LONG	FLUX	USDT	0.873856	0.004073	-0.873856	0.97106234	EUR-0.85
19.01.2025	CLOSE_LONG	ICP	USDT	1.048703	0.00371	-1.048703	0.97106234	EUR-1.02
19.01.2025	CLOSE_LONG	PRCL	USDT	1.360564	0.030886	-1.360564	0.97106234	EUR-1.32
19.01.2025	CLOSE_LONG	ARB	USDT	1.421737	0.014507	-1.421737	0.97106234	EUR-1.38
19.01.2025	CLOSE_LONG	KAS	USDT	1.430802	0.004014	-1.430802	0.97106234	EUR-1.39
19.01.2025	CLOSE_LONG	XDC	USDT	1.497	0.005387	-1.497	0.97106234	EUR-1.45
19.01.2025	CLOSE_LONG	XDC	USDT	1.501	0.005385	-1.501	0.97106234	EUR-1.46
19.01.2025	CLOSE_LONG	XDC	USDT	1.514	0.00538	-1.514	0.97106234	EUR-1.47
19.01.2025	CLOSE_LONG	PRCL	USDT	1.724271	0.038413	-1.724271	0.97106234	EUR-1.67
19.01.2025	CLOSE_LONG	OP	USDT	2.145226	0.012968	-2.145226	0.97106234	EUR-2.08
19.01.2025	CLOSE_LONG	PRCL	USDT	2.336127	0.056235	-2.336127	0.97106234	EUR-2.27
19.01.2025	CLOSE_LONG	XAI	USDT	2.48808	0.031668	-2.48808	0.97106234	EUR-2.42
19.01.2025	CLOSE_LONG	FLUX	USDT	2.654659	0.009412	-2.654659	0.97106234	EUR-2.58
19.01.2025	CLOSE_LONG	XDC	USDT	2.986	0.010777	-2.986	0.97106234	EUR-2.90
19.01.2025	CLOSE_LONG	XDC	USDT	3.004	0.01077	-3.004	0.97106234	EUR-2.92
19.01.2025	CLOSE_LONG	XDC	USDT	3.02	0.010763	-3.02	0.97106234	EUR-2.93
19.01.2025	CLOSE_LONG	XDC	USDT	3.024	0.010762	-3.024	0.97106234	EUR-2.94
19.01.2025	CLOSE_LONG	XAI	USDT	3.196226	0.040681	-3.196226	0.97106234	EUR-3.10
19.01.2025	CLOSE_LONG	TON	USDT	3.909808	0.018179	-3.909808	0.97106234	EUR-3.80
19.01.2025	CLOSE_LONG	IMX	USDT	4.848589	0.008343	-4.848589	0.97106234	EUR-4.71
19.01.2025	CLOSE_LONG	PRCL	USDT	5.095359	0.111434	-5.095359	0.97106234	EUR-4.95
19.01.2025	CLOSE_LONG	ICP	USDT	5.489698	0.019517	-5.489698	0.97106234	EUR-5.33
19.01.2025	CLOSE_LONG	XAI	USDT	15.454323	0.199932	-15.454323	0.97106234	EUR-15.01
19.01.2025	CLOSE_LONG	XAI	USDT	15.515412	0.197478	-15.515412	0.97106234	EUR-15.07
19.01.2025	CLOSE_LONG	IO	USDT	15.902419	0.119988	-15.902419	0.97106234	EUR-15.44
19.01.2025	CLOSE_LONG	ICP	USDT	19.248776	0.068096	-19.248776	0.97106234	EUR-18.69
19.01.2025	CLOSE_LONG	OP	USDT	23.19937	0.139982	-23.19937	0.97106234	EUR-22.53
19.01.2025	CLOSE_LONG	ARB	USDT	25.776691	0.263025	-25.776691	0.97106234	EUR-25.03
19.01.2025	CLOSE_LONG	TON	USDT	26.508729	0.15056	-26.508729	0.97106234	EUR-25.74
19.01.2025	CLOSE_LONG	XDC	USDT	27.198	0.096862	-27.198	0.97106234	EUR-26.41
19.01.2025	CLOSE_LONG	ICP	USDT	28.548602	0.100697	-28.548602	0.97106234	EUR-27.72

Datum	Trade Event	Coin/Token	Quote	Nominal	Fee	Realized PnL	Wechselkurs	Realized PnL (EUR)
19.01.2025	CLOSE_LONG	OP	USDT	28.616524	0.160189	-28.616524	0.97106234	EUR-27.79
19.01.2025	CLOSE_LONG	FLUX	USDT	28.74759	0.133043	-28.74759	0.97106234	EUR-27.92
19.01.2025	CLOSE_LONG	IO	USDT	31.926098	0.24248	-31.926098	0.97106234	EUR-31.00
19.01.2025	CLOSE_LONG	OP	USDT	32.390979	0.195623	-32.390979	0.97106234	EUR-31.45
19.01.2025	CLOSE_LONG	OP	USDT	33.37774	0.18668	-33.37774	0.97106234	EUR-32.41
19.01.2025	CLOSE_LONG	ICP	USDT	36.236939	0.127815	-36.236939	0.97106234	EUR-35.19
19.01.2025	CLOSE_LONG	QNT	USDT	38.185735	0.072949	-38.185735	0.97106234	EUR-37.08
19.01.2025	CLOSE_LONG	OP	USDT	39.780483	0.244998	-39.780483	0.97106234	EUR-38.63
19.01.2025	CLOSE_LONG	KAS	USDT	43.450122	0.121749	-43.450122	0.97106234	EUR-42.19
19.01.2025	CLOSE_LONG	KAS	USDT	43.513923	0.122007	-43.513923	0.97106234	EUR-42.25
19.01.2025	CLOSE_LONG	XDC	USDT	45.36	0.161424	-45.36	0.97106234	EUR-44.05
19.01.2025	CLOSE_LONG	FET	USDT	46.697313	0.081157	-46.697313	0.97106234	EUR-45.35
19.01.2025	CLOSE_LONG	FLUX	USDT	46.998777	0.16601	-46.998777	0.97106234	EUR-45.64
19.01.2025	CLOSE_LONG	FET	USDT	47.445694	0.082641	-47.445694	0.97106234	EUR-46.07
19.01.2025	CLOSE_LONG	POL	USDT	48.882667	0.117909	-48.882667	0.97106234	EUR-47.47
19.01.2025	CLOSE_LONG	QNT	USDT	51.422538	0.098609	-51.422538	0.97106234	EUR-49.93
19.01.2025	CLOSE_LONG	AKT	USDT	52.752531	0.17222	-52.752531	0.97106234	EUR-51.23
19.01.2025	CLOSE_LONG	KAS	USDT	65.619916	0.185306	-65.619916	0.97106234	EUR-63.72
19.01.2025	CLOSE_LONG	ICP	USDT	66.7277	0.235595	-66.7277	0.97106234	EUR-64.80
19.01.2025	CLOSE_LONG	FLUX	USDT	68.606293	0.242788	-68.606293	0.97106234	EUR-66.62
19.01.2025	CLOSE_LONG	QNT	USDT	75.686853	0.145139	-75.686853	0.97106234	EUR-73.50
19.01.2025	CLOSE_LONG	FET	USDT	82.069578	0.140697	-82.069578	0.97106234	EUR-79.69
19.01.2025	CLOSE_LONG	XDC	USDT	89.444	0.317373	-89.444	0.97106234	EUR-86.86
19.01.2025	CLOSE_LONG	TON	USDT	91.370502	0.42484	-91.370502	0.97106234	EUR-88.73
19.01.2025	CLOSE_LONG	IMX	USDT	91.549173	0.157596	-91.549173	0.97106234	EUR-88.90
19.01.2025	CLOSE_LONG	ICP	USDT	91.882397	0.324728	-91.882397	0.97106234	EUR-89.22
19.01.2025	CLOSE_LONG	KAS	USDT	101.551147	0.286959	-101.551147	0.97106234	EUR-98.61
19.01.2025	CLOSE_LONG	FET	USDT	104.790995	0.182121	-104.790995	0.97106234	EUR-101.76
19.01.2025	CLOSE_LONG	EGLD	USDT	110.524218	0.1656	-110.524218	0.97106234	EUR-107.33
19.01.2025	CLOSE_LONG	FET	USDT	114.200541	0.198562	-114.200541	0.97106234	EUR-110.90
19.01.2025	CLOSE_LONG	FET	USDT	115.311982	0.200495	-115.311982	0.97106234	EUR-111.98
19.01.2025	CLOSE_LONG	XDC	USDT	125.662	0.44654	-125.662	0.97106234	EUR-122.03
19.01.2025	CLOSE_LONG	QNT	USDT	140.146478	0.268457	-140.146478	0.97106234	EUR-136.09
19.01.2025	CLOSE_LONG	FET	USDT	143.149502	0.248786	-143.149502	0.97106234	EUR-139.01
19.01.2025	CLOSE_LONG	FET	USDT	146.661223	0.251541	-146.661223	0.97106234	EUR-142.42
19.01.2025	CLOSE_LONG	ARB	USDT	148.10747	1.087193	-148.10747	0.97106234	EUR-143.82
19.01.2025	CLOSE_LONG	XDC	USDT	160.484	0.57028	-160.484	0.97106234	EUR-155.84
19.01.2025	CLOSE_LONG	IMX	USDT	186.083745	0.320469	-186.083745	0.97106234	EUR-180.70
19.01.2025	CLOSE_LONG	LINK	USDT	186.589676	0.971136	-186.589676	0.97106234	EUR-181.19
19.01.2025	CLOSE_LONG	POL	USDT	220.841376	0.533516	-220.841376	0.97106234	EUR-214.45
19.01.2025	CLOSE_LONG	NEAR	USDT	222.257416	0.357851	-222.257416	0.97106234	EUR-215.83
19.01.2025	CLOSE_LONG	POL	USDT	266.809377	0.644567	-266.809377	0.97106234	EUR-259.09
19.01.2025	CLOSE_LONG	QNT	USDT	312.938165	0.598149	-312.938165	0.97106234	EUR-303.88
19.01.2025	CLOSE_LONG	LINK	USDT	423.527136	2.202942	-423.527136	0.97106234	EUR-411.27
19.01.2025	CLOSE_LONG	EGLD	USDT	765.711785	1.147277	-765.711785	0.97106234	EUR-743.55
19.01.2025	CLOSE_LONG	EGLD	USDT	786.925629	1.180753	-786.925629	0.97106234	EUR-764.15
17.01.2025	CLOSE_LONG	XLM	USDT	8.176858	0.343342	-8.176858	0.97106234	EUR-7.94
17.01.2025	CLOSE_LONG	XLM	USDT	16.194552	0.681501	-16.194552	0.97106234	EUR-15.73

Datum	Trade Event	Coin/Token	Quote	Nominal	Fee	Realized PnL	Wechselkurs	Realized PnL (EUR)
16.01.2025	CLOSE_LONG	XDC	USDT	543.807981	0.784576	543.807981	0.97352025	EUR 529.41
16.01.2025	CLOSE_LONG	XDC	USDT	543.287981	0.784368	543.287981	0.97352025	EUR 528.90
16.01.2025	CLOSE_LONG	XDC	USDT	239.350884	0.344371	239.350884	0.97352025	EUR 233.01
16.01.2025	CLOSE_LONG	XDC	USDT	198.816501	0.284538	198.816501	0.97352025	EUR 193.55
16.01.2025	CLOSE_LONG	XDC	USDT	179.429809	0.254974	179.429809	0.97352025	EUR 174.68
16.01.2025	CLOSE_LONG	XDC	USDT	144.844703	0.206244	144.844703	0.97352025	EUR 141.01
16.01.2025	CLOSE_LONG	XDC	USDT	102.02732	0.145498	102.02732	0.97352025	EUR 99.33
16.01.2025	CLOSE_LONG	XDC	USDT	85.462766	0.121424	85.462766	0.97352025	EUR 83.20
16.01.2025	CLOSE_LONG	XDC	USDT	85.042766	0.121256	85.042766	0.97352025	EUR 82.79
16.01.2025	CLOSE_LONG	XDC	USDT	84.622766	0.121088	84.622766	0.97352025	EUR 82.38
16.01.2025	CLOSE_LONG	XDC	USDT	84.502766	0.12104	84.502766	0.97352025	EUR 82.27
16.01.2025	CLOSE_LONG	XDC	USDT	84.322766	0.120968	84.322766	0.97352025	EUR 82.09
16.01.2025	CLOSE_LONG	XDC	USDT	84.002766	0.12084	84.002766	0.97352025	EUR 81.78
16.01.2025	CLOSE_LONG	XDC	USDT	68.962213	0.097376	68.962213	0.97352025	EUR 67.14
16.01.2025	CLOSE_LONG	XDC	USDT	63.227075	0.09072	63.227075	0.97352025	EUR 61.55
16.01.2025	CLOSE_LONG	KSM	USDT	44.804457	0.38748	44.804457	0.97352025	EUR 43.62
16.01.2025	CLOSE_LONG	XDC	USDT	34.489107	0.048691	34.489107	0.97352025	EUR 33.58
16.01.2025	CLOSE_LONG	XDC	USDT	8.350277	0.012064	8.350277	0.97352025	EUR 8.13
16.01.2025	CLOSE_LONG	KSM	USDT	7.766106	0.067163	7.766106	0.97352025	EUR 7.56
16.01.2025	CLOSE_LONG	XDC	USDT	4.246138	0.00606	4.246138	0.97352025	EUR 4.13
16.01.2025	CLOSE_LONG	XDC	USDT	4.224138	0.006052	4.224138	0.97352025	EUR 4.11
16.01.2025	CLOSE_LONG	XDC	USDT	4.175138	0.006032	4.175138	0.97352025	EUR 4.06
16.01.2025	CLOSE_LONG	XDC	USDT	4.170138	0.00603	4.170138	0.97352025	EUR 4.06
16.01.2025	CLOSE_LONG	KSM	USDT	1.045437	0.009041	1.045437	0.97352025	EUR 1.02
15.01.2025	CLOSE_LONG	AAVE	USDT	40.005	0.241536	40.005	0.97087379	EUR 38.84
15.01.2025	CLOSE_LONG	RENDER	USDT	0.429568	0.007868	-0.429568	0.97087379	EUR-0.42
15.01.2025	CLOSE_LONG	RENDER	USDT	14.835451	0.271727	-14.835451	0.97087379	EUR-14.40
15.01.2025	CLOSE_LONG	RENDER	USDT	24.356281	0.449102	-24.356281	0.97087379	EUR-23.65
14.01.2025	CLOSE_LONG	HBAR	USDT	0.78898	0.086754	-0.78898	0.9760859	EUR-0.77
14.01.2025	CLOSE_LONG	HBAR	USDT	2.57191	0.2828	-2.57191	0.9760859	EUR-2.51
09.01.2025	CLOSE_LONG	EGLD	USDT	8.459098	0.007752	-8.459098	0.97040272	EUR-8.21
09.01.2025	CLOSE_LONG	EGLD	USDT	28.196992	0.02584	-28.196992	0.97040272	EUR-27.36
09.01.2025	CLOSE_LONG	EGLD	USDT	57.803834	0.052972	-57.803834	0.97040272	EUR-56.09
09.01.2025	CLOSE_LONG	QNT	USDT	65.070407	0.072332	-65.070407	0.97040272	EUR-63.14
09.01.2025	CLOSE_LONG	QNT	USDT	69.514176	0.077186	-69.514176	0.97040272	EUR-67.46
09.01.2025	CLOSE_LONG	EGLD	USDT	87.472675	0.080079	-87.472675	0.97040272	EUR-84.88
09.01.2025	CLOSE_LONG	QNT	USDT	99.149166	0.110091	-99.149166	0.97040272	EUR-96.21
09.01.2025	CLOSE_LONG	EGLD	USDT	107.22457	0.098162	-107.22457	0.97040272	EUR-104.05
09.01.2025	CLOSE_LONG	NEAR	USDT	121.231247	0.142186	-121.231247	0.97040272	EUR-117.64
09.01.2025	CLOSE_LONG	NEAR	USDT	130.943851	0.15419	-130.943851	0.97040272	EUR-127.07
09.01.2025	CLOSE_LONG	QNT	USDT	157.235555	0.174718	-157.235555	0.97040272	EUR-152.58
09.01.2025	CLOSE_LONG	EGLD	USDT	169.181952	0.15504	-169.181952	0.97040272	EUR-164.17
09.01.2025	CLOSE_LONG	POL	USDT	169.848827	0.281073	-169.848827	0.97040272	EUR-164.82
09.01.2025	CLOSE_LONG	NEAR	USDT	181.63087	0.213365	-181.63087	0.97040272	EUR-176.26
09.01.2025	CLOSE_LONG	LINK	USDT	197.326715	0.210589	-197.326715	0.97040272	EUR-191.49
09.01.2025	CLOSE_LONG	EGLD	USDT	205.838042	0.188632	-205.838042	0.97040272	EUR-199.75
09.01.2025	CLOSE_LONG	QNT	USDT	209.582819	0.232798	-209.582819	0.97040272	EUR-203.38
09.01.2025	CLOSE_LONG	EGLD	USDT	220.092538	0.20149	-220.092538	0.97040272	EUR-213.58

Datum	Trade Event	Coin/Token	Quote	Nominal	Fee	Realized PnL	Wechselkurs	Realized PnL (EUR)
09.01.2025	CLOSE_LONG	EGLD	USDT	225.735936	0.206656	-225.735936	0.97040272	EUR-219.05
09.01.2025	CLOSE_LONG	ONDO	USDT	227.501966	0.290009	-227.501966	0.97040272	EUR-220.77
09.01.2025	CLOSE_LONG	EGLD	USDT	258.185477	0.236363	-258.185477	0.97040272	EUR-250.54
09.01.2025	CLOSE_LONG	QNT	USDT	287.281804	0.318867	-287.281804	0.97040272	EUR-278.78
09.01.2025	CLOSE_LONG	EGLD	USDT	307.565213	0.281569	-307.565213	0.97040272	EUR-298.46
09.01.2025	CLOSE_LONG	QNT	USDT	326.716625	0.362772	-326.716625	0.97040272	EUR-317.05
09.01.2025	CLOSE_LONG	EGLD	USDT	344.003303	0.315248	-344.003303	0.97040272	EUR-333.82
09.01.2025	CLOSE_LONG	EGLD	USDT	422.95488	0.3876	-422.95488	0.97040272	EUR-410.44
09.01.2025	CLOSE_LONG	EGLD	USDT	428.594279	0.392768	-428.594279	0.97040272	EUR-415.91
09.01.2025	CLOSE_LONG	POL	USDT	430.54202	0.71248	-430.54202	0.97040272	EUR-417.80
09.01.2025	CLOSE_LONG	LINK	USDT	539.933368	0.577526	-539.933368	0.97040272	EUR-523.95
09.01.2025	CLOSE_LONG	NEAR	USDT	540.885076	0.636401	-540.885076	0.97040272	EUR-524.88
09.01.2025	CLOSE_LONG	EGLD	USDT	594.956532	0.545224	-594.956532	0.97040272	EUR-577.35
09.01.2025	CLOSE_LONG	LINK	USDT	621.128734	0.663	-621.128734	0.97040272	EUR-602.75
09.01.2025	CLOSE_LONG	QNT	USDT	690.019658	0.766169	-690.019658	0.97040272	EUR-669.60
09.01.2025	CLOSE_LONG	LINK	USDT	846.266037	0.905357	-846.266037	0.97040272	EUR-821.22
09.01.2025	CLOSE_LONG	LINK	USDT	1'140.109912	1.216738	-1'140.109912	0.97040272	EUR-1'106.37
08.01.2025	CLOSE_LONG	STRK	USDT	0.557429	0.001875	-0.557429	0.97219522	EUR-0.54
08.01.2025	CLOSE_LONG	STRK	USDT	2.400342	0.008004	-2.400342	0.97219522	EUR-2.33
08.01.2025	CLOSE_LONG	ATH	USDT	6.165481	0.066816	-6.165481	0.97219522	EUR-5.99
08.01.2025	CLOSE_LONG	TON	USDT	12.360786	0.053794	-12.360786	0.97219522	EUR-12.02
08.01.2025	CLOSE_LONG	STRK	USDT	14.80745	0.049165	-14.80745	0.97219522	EUR-14.40
08.01.2025	CLOSE_LONG	ALGO	USDT	17.280166	0.056371	-17.280166	0.97219522	EUR-16.80
08.01.2025	CLOSE_LONG	MANTA	USDT	30.438863	0.060243	-30.438863	0.97219522	EUR-29.59
08.01.2025	CLOSE_LONG	IO	USDT	49.279415	0.082202	-49.279415	0.97219522	EUR-47.91
08.01.2025	CLOSE_LONG	AKT	USDT	86.852415	0.245048	-86.852415	0.97219522	EUR-84.44
07.01.2025	CLOSE_LONG	ARB	USDT	92.311049	0.613059	92.311049	0.96218609	EUR 88.82
07.01.2025	CLOSE_LONG	ARB	USDT	40.105274	0.267803	40.105274	0.96218609	EUR 38.59
07.01.2025	CLOSE_LONG	HBAR	USDT	24.900763	1.214583	24.900763	0.96218609	EUR 23.96
07.01.2025	CLOSE_LONG	OP	USDT	23.323281	0.597051	23.323281	0.96218609	EUR 22.44
07.01.2025	CLOSE_LONG	ATH	USDT	22.851075	0.161778	22.851075	0.96218609	EUR 21.99
07.01.2025	CLOSE_LONG	ARB	USDT	21.479764	0.17542	21.479764	0.96218609	EUR 20.67
07.01.2025	CLOSE_LONG	OP	USDT	21.077132	0.542961	21.077132	0.96218609	EUR 20.28
07.01.2025	CLOSE_LONG	XDC	USDT	20.345867	0.726374	20.345867	0.96218609	EUR 19.58
07.01.2025	CLOSE_LONG	OP	USDT	18.827328	0.475986	18.827328	0.96218609	EUR 18.12
07.01.2025	CLOSE_LONG	HBAR	USDT	16.904346	0.834334	16.904346	0.96218609	EUR 16.27
07.01.2025	CLOSE_LONG	ATH	USDT	16.166436	0.11472	16.166436	0.96218609	EUR 15.56
07.01.2025	CLOSE_LONG	ATH	USDT	14.751411	0.110365	14.751411	0.96218609	EUR 14.19
07.01.2025	CLOSE_LONG	ICP	USDT	13.635519	0.561217	13.635519	0.96218609	EUR 13.12
07.01.2025	CLOSE_LONG	OP	USDT	13.615468	0.352974	13.615468	0.96218609	EUR 13.10
07.01.2025	CLOSE_LONG	HBAR	USDT	13.296785	0.641054	13.296785	0.96218609	EUR 12.79
07.01.2025	CLOSE_LONG	OP	USDT	12.620925	0.31614	12.620925	0.96218609	EUR 12.14
07.01.2025	CLOSE_LONG	ATH	USDT	12.322729	0.092885	12.322729	0.96218609	EUR 11.86
07.01.2025	CLOSE_LONG	ATH	USDT	10.920086	0.081499	10.920086	0.96218609	EUR 10.51
07.01.2025	CLOSE_LONG	ATH	USDT	10.784505	0.080091	10.784505	0.96218609	EUR 10.38
07.01.2025	CLOSE_LONG	ATH	USDT	10.215112	0.076616	10.215112	0.96218609	EUR 9.83
07.01.2025	CLOSE_LONG	ATH	USDT	10.096896	0.076298	10.096896	0.96218609	EUR 9.72
07.01.2025	CLOSE_LONG	OP	USDT	9.75061	0.239827	9.75061	0.96218609	EUR 9.38

Datum	Trade Event	Coin/Token	Quote	Nominal	Fee	Realized PnL	Wechselkurs	Realized PnL (EUR)
07.01.2025	CLOSE_LONG	XAI	USDT	9.383112	0.266644	9.383112	0.96218609	EUR 9.03
07.01.2025	CLOSE_LONG	OP	USDT	8.520609	0.219496	8.520609	0.96218609	EUR 8.20
07.01.2025	CLOSE_LONG	OP	USDT	8.171554	0.208529	8.171554	0.96218609	EUR 7.86
07.01.2025	CLOSE_LONG	XDC	USDT	7.277764	0.264768	7.277764	0.96218609	EUR 7.00
07.01.2025	CLOSE_LONG	XDC	USDT	7.069828	0.257203	7.069828	0.96218609	EUR 6.80
07.01.2025	CLOSE_LONG	OP	USDT	6.829091	0.169501	6.829091	0.96218609	EUR 6.57
07.01.2025	CLOSE_LONG	HBAR	USDT	6.761176	0.322228	6.761176	0.96218609	EUR 6.51
07.01.2025	CLOSE_LONG	ATH	USDT	6.051798	0.042745	6.051798	0.96218609	EUR 5.82
07.01.2025	CLOSE_LONG	ATH	USDT	5.496672	0.038734	5.496672	0.96218609	EUR 5.29
07.01.2025	CLOSE_LONG	ICP	USDT	5.006157	0.209737	5.006157	0.96218609	EUR 4.82
07.01.2025	CLOSE_LONG	ARB	USDT	4.790919	0.039305	4.790919	0.96218609	EUR 4.61
07.01.2025	CLOSE_LONG	ICP	USDT	4.313855	0.172987	4.313855	0.96218609	EUR 4.15
07.01.2025	CLOSE_LONG	ICP	USDT	4.171212	0.151689	4.171212	0.96218609	EUR 4.01
07.01.2025	CLOSE_LONG	FLUX	USDT	4.133675	0.159433	4.133675	0.96218609	EUR 3.98
07.01.2025	CLOSE_LONG	ATH	USDT	4.001193	0.028393	4.001193	0.96218609	EUR 3.85
07.01.2025	CLOSE_LONG	FLUX	USDT	3.612555	0.102966	3.612555	0.96218609	EUR 3.48
07.01.2025	CLOSE_LONG	ICP	USDT	3.5868	0.139068	3.5868	0.96218609	EUR 3.45
07.01.2025	CLOSE_LONG	XDC	USDT	3.119042	0.113472	3.119042	0.96218609	EUR 3.00
07.01.2025	CLOSE_LONG	OP	USDT	3.022219	0.078349	3.022219	0.96218609	EUR 2.91
07.01.2025	CLOSE_LONG	ICP	USDT	2.704354	0.105729	2.704354	0.96218609	EUR 2.60
07.01.2025	CLOSE_LONG	ICP	USDT	2.341246	0.089297	2.341246	0.96218609	EUR 2.25
07.01.2025	CLOSE_LONG	XDC	USDT	2.089393	0.071911	2.089393	0.96218609	EUR 2.01
07.01.2025	CLOSE_LONG	ATH	USDT	1.959221	0.014586	1.959221	0.96218609	EUR 1.89
07.01.2025	CLOSE_LONG	ASTR	USDT	1.895543	0.07512	1.895543	0.96218609	EUR 1.82
07.01.2025	CLOSE_LONG	ATH	USDT	1.87754	0.0132	1.87754	0.96218609	EUR 1.81
07.01.2025	CLOSE_LONG	ICP	USDT	1.870925	0.066491	1.870925	0.96218609	EUR 1.80
07.01.2025	CLOSE_LONG	ASTR	USDT	1.775543	0.075072	1.775543	0.96218609	EUR 1.71
07.01.2025	CLOSE_LONG	ASTR	USDT	1.332841	0.056354	1.332841	0.96218609	EUR 1.28
07.01.2025	CLOSE_LONG	ATH	USDT	1.292547	0.009719	1.292547	0.96218609	EUR 1.24
07.01.2025	CLOSE_LONG	OP	USDT	1.249387	0.030455	1.249387	0.96218609	EUR 1.20
07.01.2025	CLOSE_LONG	ASTR	USDT	1.248645	0.053693	1.248645	0.96218609	EUR 1.20
07.01.2025	CLOSE_LONG	XDC	USDT	1.099681	0.037848	1.099681	0.96218609	EUR 1.06
07.01.2025	CLOSE_LONG	XDC	USDT	1.069681	0.037836	1.069681	0.96218609	EUR 1.03
07.01.2025	CLOSE_LONG	ASTR	USDT	1.039729	0.04186	1.039729	0.96218609	EUR 1.00
07.01.2025	CLOSE_LONG	ICP	USDT	0.493258	0.018365	0.493258	0.96218609	EUR 0.47
07.01.2025	CLOSE_LONG	XDC	USDT	0.435872	0.015138	0.435872	0.96218609	EUR 0.42
07.01.2025	CLOSE_LONG	ATH	USDT	0.408161	0.00287	0.408161	0.96218609	EUR 0.39
07.01.2025	CLOSE_LONG	FLUX	USDT	0.282089	0.00804	0.282089	0.96218609	EUR 0.27
07.01.2025	CLOSE_LONG	FLUX	USDT	0.272989	0.007781	0.272989	0.96218609	EUR 0.26
07.01.2025	CLOSE_LONG	ASTR	USDT	0.255141	0.010438	0.255141	0.96218609	EUR 0.25
07.01.2025	CLOSE_LONG	XDC	USDT	0.245936	0.00758	0.245936	0.96218609	EUR 0.24
07.01.2025	CLOSE_LONG	ASTR	USDT	0.23773	0.009886	0.23773	0.96218609	EUR 0.23
07.01.2025	CLOSE_LONG	XDC	USDT	0.231936	0.007574	0.231936	0.96218609	EUR 0.22
07.01.2025	CLOSE_LONG	ICP	USDT	0.116197	0.004038	0.116197	0.96218609	EUR 0.11
07.01.2025	CLOSE_LONG	XAI	USDT	0.057349	0.001462	0.057349	0.96218609	EUR 0.06
07.01.2025	CLOSE_LONG	XAI	USDT	0.022939	0.000585	0.022939	0.96218609	EUR 0.02
07.01.2025	CLOSE_LONG	OP	USDT	0.007868	0.000629	-0.007868	0.96218609	EUR-0.01
07.01.2025	CLOSE_LONG	OP	USDT	0.009661	0.000707	-0.009661	0.96218609	EUR-0.01

Datum	Trade Event	Coin/Token	Quote	Nominal	Fee	Realized PnL	Wechselkurs	Realized PnL (EUR)
07.01.2025	CLOSE_LONG	STRK	USDT	0.019394	0.000566	-0.019394	0.96218609	EUR-0.02
07.01.2025	CLOSE_LONG	TON	USDT	0.162836	0.003746	-0.162836	0.96218609	EUR-0.16
07.01.2025	CLOSE_LONG	STRK	USDT	0.180456	0.005607	-0.180456	0.96218609	EUR-0.17
07.01.2025	CLOSE_LONG	OP	USDT	0.246852	0.019344	-0.246852	0.96218609	EUR-0.24
07.01.2025	CLOSE_LONG	OP	USDT	0.968335	0.072959	-0.968335	0.96218609	EUR-0.93
07.01.2025	CLOSE_LONG	OP	USDT	0.978547	0.078251	-0.978547	0.96218609	EUR-0.94
07.01.2025	CLOSE_LONG	OP	USDT	1.071317	0.078451	-1.071317	0.96218609	EUR-1.03
07.01.2025	CLOSE_LONG	NEAR	USDT	1.205767	0.002166	-1.205767	0.96218609	EUR-1.16
07.01.2025	CLOSE_LONG	MANTA	USDT	1.70906	0.006815	-1.70906	0.96218609	EUR-1.64
07.01.2025	CLOSE_LONG	STRK	USDT	2.051915	0.058997	-2.051915	0.96218609	EUR-1.97
07.01.2025	CLOSE_LONG	TON	USDT	2.2797	0.052446	-2.2797	0.96218609	EUR-2.19
07.01.2025	CLOSE_LONG	OP	USDT	2.298189	0.193671	-2.298189	0.96218609	EUR-2.21
07.01.2025	CLOSE_LONG	STRK	USDT	2.871219	0.079011	-2.871219	0.96218609	EUR-2.76
07.01.2025	CLOSE_LONG	IMX	USDT	3.540863	0.005097	-3.540863	0.96218609	EUR-3.41
07.01.2025	CLOSE_LONG	OP	USDT	3.588676	0.278436	-3.588676	0.96218609	EUR-3.45
07.01.2025	CLOSE_LONG	OP	USDT	3.850272	0.295799	-3.850272	0.96218609	EUR-3.70
07.01.2025	CLOSE_LONG	QNT	USDT	5.157818	0.008436	-5.157818	0.96218609	EUR-4.96
07.01.2025	CLOSE_LONG	NEAR	USDT	8.440371	0.015162	-8.440371	0.96218609	EUR-8.12
07.01.2025	CLOSE_LONG	SEI	USDT	8.90001	0.334867	-8.90001	0.96218609	EUR-8.56
07.01.2025	CLOSE_LONG	SEI	USDT	11.159013	0.266737	-11.159013	0.96218609	EUR-10.74
07.01.2025	CLOSE_LONG	IO	USDT	14.309726	0.042048	-14.309726	0.96218609	EUR-13.77
07.01.2025	CLOSE_LONG	TON	USDT	17.440786	0.397017	-17.440786	0.96218609	EUR-16.78
07.01.2025	CLOSE_LONG	TON	USDT	18.828471	0.320236	-18.828471	0.96218609	EUR-18.12
07.01.2025	CLOSE_LONG	PRCL	USDT	19.320479	0.096463	-19.320479	0.96218609	EUR-18.59
07.01.2025	CLOSE_LONG	IO	USDT	24.911342	0.104688	-24.911342	0.96218609	EUR-23.97
07.01.2025	CLOSE_LONG	MANTA	USDT	26.677796	0.106507	-26.677796	0.96218609	EUR-25.67
07.01.2025	CLOSE_LONG	AKT	USDT	31.60108	0.1859	-31.60108	0.96218609	EUR-30.41
07.01.2025	CLOSE_LONG	FET	USDT	36.795012	0.239773	-36.795012	0.96218609	EUR-35.40
07.01.2025	CLOSE_LONG	DOT	USDT	42.779	0.29716	-42.779	0.96218609	EUR-41.16
07.01.2025	CLOSE_LONG	LINK	USDT	48.713969	0.087744	-48.713969	0.96218609	EUR-46.87
07.01.2025	CLOSE_LONG	IO	USDT	52.468995	0.154176	-52.468995	0.96218609	EUR-50.48
07.01.2025	CLOSE_LONG	FET	USDT	54.110312	0.352608	-54.110312	0.96218609	EUR-52.06
07.01.2025	CLOSE_LONG	MANTA	USDT	54.723015	0.218472	-54.723015	0.96218609	EUR-52.65
07.01.2025	CLOSE_LONG	AKT	USDT	57.742104	0.770759	-57.742104	0.96218609	EUR-55.56
07.01.2025	CLOSE_LONG	ALGO	USDT	61.195787	0.571628	-61.195787	0.96218609	EUR-58.88
07.01.2025	CLOSE_LONG	ALGO	USDT	61.47921	0.399092	-61.47921	0.96218609	EUR-59.15
07.01.2025	CLOSE_LONG	IO	USDT	69.688154	0.293789	-69.688154	0.96218609	EUR-67.05
07.01.2025	CLOSE_LONG	IMX	USDT	78.362826	0.112759	-78.362826	0.96218609	EUR-75.40
07.01.2025	CLOSE_LONG	FET	USDT	83.255989	0.353425	-83.255989	0.96218609	EUR-80.11
07.01.2025	CLOSE_LONG	QNT	USDT	87.347034	0.142994	-87.347034	0.96218609	EUR-84.04
07.01.2025	CLOSE_LONG	EGLD	USDT	109.68496	0.14172	-109.68496	0.96218609	EUR-105.54
07.01.2025	CLOSE_LONG	FET	USDT	117.142504	0.49768	-117.142504	0.96218609	EUR-112.71
07.01.2025	CLOSE_LONG	QNT	USDT	123.967685	0.202945	-123.967685	0.96218609	EUR-119.28
07.01.2025	CLOSE_LONG	FET	USDT	145.447287	0.946688	-145.447287	0.96218609	EUR-139.95
07.01.2025	CLOSE_LONG	EGLD	USDT	155.752643	0.201242	-155.752643	0.96218609	EUR-149.86
07.01.2025	CLOSE_LONG	EGLD	USDT	161.236891	0.208328	-161.236891	0.96218609	EUR-155.14
07.01.2025	CLOSE_LONG	QNT	USDT	170.124315	0.277869	-170.124315	0.96218609	EUR-163.69
07.01.2025	CLOSE_LONG	QNT	USDT	171.4389	0.280659	-171.4389	0.96218609	EUR-164.96

Datum	Trade Event	Coin/Token	Quote	Nominal	Fee	Realized PnL	Wechselkurs	Realized PnL (EUR)
07.01.2025	CLOSE_LONG	NEAR	USDT	179.65933	0.322734	-179.65933	0.96218609	EUR-172.87
07.01.2025	CLOSE_LONG	QNT	USDT	186.633224	0.304973	-186.633224	0.96218609	EUR-179.58
07.01.2025	CLOSE_LONG	QNT	USDT	187.443481	0.306859	-187.443481	0.96218609	EUR-180.36
07.01.2025	CLOSE_LONG	QNT	USDT	190.427385	0.311744	-190.427385	0.96218609	EUR-183.23
07.01.2025	CLOSE_LONG	QNT	USDT	193.41129	0.316629	-193.41129	0.96218609	EUR-186.10
07.01.2025	CLOSE_LONG	QNT	USDT	200.735421	0.328619	-200.735421	0.96218609	EUR-193.14
07.01.2025	CLOSE_LONG	QNT	USDT	206.974494	0.338833	-206.974494	0.96218609	EUR-199.15
07.01.2025	CLOSE_LONG	EGLD	USDT	208.591424	0.269192	-208.591424	0.96218609	EUR-200.70
07.01.2025	CLOSE_LONG	QNT	USDT	228.946885	0.374804	-228.946885	0.96218609	EUR-220.29
07.01.2025	CLOSE_LONG	EGLD	USDT	240.210063	0.310367	-240.210063	0.96218609	EUR-231.13
07.01.2025	CLOSE_LONG	IMX	USDT	248.806674	0.357892	-248.806674	0.96218609	EUR-239.40
07.01.2025	CLOSE_LONG	ONDO	USDT	291.033616	0.738488	-291.033616	0.96218609	EUR-280.03
07.01.2025	CLOSE_LONG	EGLD	USDT	298.343092	0.385478	-298.343092	0.96218609	EUR-287.06
07.01.2025	CLOSE_LONG	EGLD	USDT	329.05488	0.42516	-329.05488	0.96218609	EUR-316.61
07.01.2025	CLOSE_LONG	LINK	USDT	340.997781	0.614208	-340.997781	0.96218609	EUR-328.10
07.01.2025	CLOSE_LONG	QNT	USDT	368.376623	0.603061	-368.376623	0.96218609	EUR-354.45
07.01.2025	CLOSE_LONG	QNT	USDT	373.259377	0.611054	-373.259377	0.96218609	EUR-359.14
07.01.2025	CLOSE_LONG	LINK	USDT	409.197337	0.73705	-409.197337	0.96218609	EUR-393.72
07.01.2025	CLOSE_LONG	NEAR	USDT	437.693536	0.786258	-437.693536	0.96218609	EUR-421.14
07.01.2025	CLOSE_LONG	LINK	USDT	496.882481	0.894989	-496.882481	0.96218609	EUR-478.09
07.01.2025	CLOSE_LONG	EGLD	USDT	497.969719	0.643409	-497.969719	0.96218609	EUR-479.14
07.01.2025	CLOSE_LONG	LINK	USDT	594.310418	1.070477	-594.310418	0.96218609	EUR-571.84
06.01.2025	CLOSE_LONG	KAS	USDT	26.657	0.226775	-26.657	0.95914061	EUR-25.57
03.01.2025	CLOSE_LONG	MANTA	USDT	38.1455	0.126948	38.1455	0.97096806	EUR 37.04
03.01.2025	CLOSE_LONG	MANTA	USDT	37.72	0.125532	37.72	0.97096806	EUR 36.62
03.01.2025	CLOSE_LONG	KAS	USDT	30.77699	0.164058	30.77699	0.97096806	EUR 29.88
03.01.2025	CLOSE_LONG	MANTA	USDT	25.73816	0.085788	25.73816	0.97096806	EUR 24.99
03.01.2025	CLOSE_LONG	KAS	USDT	16.161722	0.085985	16.161722	0.97096806	EUR 15.69
03.01.2025	CLOSE_LONG	MANTA	USDT	6.3595	0.021164	6.3595	0.97096806	EUR 6.17
03.01.2025	CLOSE_LONG	MANTA	USDT	4.6345	0.015424	4.6345	0.97096806	EUR 4.50
03.01.2025	CLOSE_LONG	MANTA	USDT	2.3575	0.007846	2.3575	0.97096806	EUR 2.29
03.01.2025	CLOSE_LONG	KAS	USDT	1.127389	0.005992	1.127389	0.97096806	EUR 1.09

Summe Futures (Realized PnL): -98'511.766574

Einkünfte (Auszug)

Datum	Exchange	Trade Event	Coin/Token	Quote	Nominal	Preis	Total	Fee	Exchangerate	ECB/EZB	Total (EUR)	Fee (EUR)
07.12.2025		income	SOL03.S	USDT	0.000013	128.21	0.00169	0.00		0.858738	0.001451	0.00
07.12.2025		income	TRX	USDT	0.00631	0.28425	0.001794	0.00		0.858738	0.00154	0.00
07.12.2025		income	SUI	USDT	0.0004	1.5148	0.000606	0.00		0.858738	0.00052	0.00
30.11.2025		income	SOL03.S	USDT	0.000012	138.485	0.001616	0.00		0.864603	0.001397	0.00
30.11.2025		income	TRX	USDT	0.006306	0.2826	0.001782	0.00		0.864603	0.001541	0.00
30.11.2025		income	SUI	USDT	0.00042	1.54425	0.000649	0.00		0.864603	0.000561	0.00
23.11.2025		income	SOL03.S	USDT	0.000011	130.744165	0.001435	0.00		0.868056	0.001246	0.00
23.11.2025		income	TRX	USDT	0.006355	0.274831	0.001747	0.00		0.868056	0.001516	0.00
23.11.2025		income	SUI	USDT	0.00041	1.361476	0.000558	0.00		0.868056	0.000485	0.00
16.11.2025		income	SOL03.S	USDT	0.000013	140.271293	0.001788	0.00		0.858516	0.001535	0.00
16.11.2025		income	TRX	USDT	0.006404	0.295662	0.001893	0.00		0.858516	0.001626	0.00
16.11.2025		income	SUI	USDT	0.0004	1.704663	0.000682	0.00		0.858516	0.000585	0.00
09.11.2025		income	SOL03.S	USDT	0.000013	160.955736	0.002084	0.00		0.864977	0.001802	0.00
09.11.2025		income	TRX	USDT	0.00	0.291249	0.00	0.00		0.864977	0.00	0.00
09.11.2025		income	DOT	USDT	0.001504	3.244	0.00488	0.00		0.864977	0.004221	0.00
09.11.2025		income	SOL	USDT	0.00	160.955736	0.00	0.00		0.864977	0.00	0.00
09.11.2025		income	TRX	USDT	0.006505	0.291249	0.001894	0.00		0.864977	0.001639	0.00
09.11.2025		income	SUI	USDT	0.0004	2.112974	0.000845	0.00		0.864977	0.000731	0.00
02.11.2025		income	SOL03.S	USDT	0.000013	184.086782	0.002405	0.00		0.865501	0.002082	0.00
02.11.2025		income	TRX	USDT	0.00	0.295428	0.00	0.00		0.865501	0.00	0.00
02.11.2025		income	DOT	USDT	0.001491	2.9065	0.004334	0.00		0.865501	0.003751	0.00
02.11.2025		income	SOL	USDT	0.00	184.086782	0.00	0.00		0.865501	0.00	0.00
02.11.2025		income	TRX	USDT	0.006518	0.295428	0.001926	0.00		0.865501	0.001667	0.00
02.11.2025		income	SUI	USDT	0.00041	2.313193	0.000948	0.00		0.865501	0.000821	0.00
26.10.2025		income	SOL03.S	USDT	0.000013	199.081324	0.002595	0.00		0.861178	0.002235	0.00
26.10.2025		income	TRX	USDT	0.00	0.300305	0.00	0.00		0.861178	0.00	0.00
26.10.2025		income	DOT	USDT	0.001535	3.175	0.004873	0.00		0.861178	0.004196	0.00
26.10.2025		income	SOL	USDT	0.00	199.081324	0.00	0.00		0.861178	0.00	0.00
26.10.2025		income	TRX	USDT	0.006428	0.300305	0.00193	0.00		0.861178	0.001662	0.00
26.10.2025		income	SUI	USDT	0.0004	2.63843	0.001055	0.00		0.861178	0.000909	0.00
19.10.2025		income	SOL03.S	USDT	0.00	191.57	0.000085	0.00		0.856091	0.000073	0.00
19.10.2025		income	TRX	USDT	0.001166	0.32	0.000373	0.00		0.856091	0.000319	0.00
19.10.2025		income	DOT	USDT	0.000664	3.0375	0.002016	0.00		0.856091	0.001726	0.00
19.10.2025		income	SOL	USDT	0.000003	191.57	0.000506	0.00		0.856091	0.000433	0.00
19.10.2025		income	ETH	USDT	0.00	3'990.04	0.000588	0.00		0.856091	0.000503	0.00
19.10.2025		income	TRX	USDT	0.000196	0.32	0.000063	0.00		0.856091	0.000054	0.00
19.10.2025		income	SUI	USDT	0.00008	2.63745	0.000211	0.00		0.856091	0.000181	0.00
15.10.2025		income	USDC	USDT	12.1603	1.00	12.1603	0.00		0.860437	10.463173	0.00
10.10.2025		income	USDT	USDT	0.000491	0.003172	0.000002	0.00		0.864454	0.000001	0.00
10.10.2025		income	USDT	USDT	0.000483	0.003202	0.000002	0.00		0.864454	0.000001	0.00
10.10.2025		income	USDT	USDT	0.000475	0.003157	0.000001	0.00		0.864454	0.000001	0.00
09.10.2025		income	USDT	USDT	0.000555	0.003124	0.000002	0.00		0.861252	0.000001	0.00
09.10.2025		income	USDT	USDT	0.000537	0.003165	0.000002	0.00		0.861252	0.000001	0.00
09.10.2025		income	USDT	USDT	0.000504	0.003163	0.000002	0.00		0.861252	0.000001	0.00
08.02.2025		income	SOLO	USDT	7.928542	1.00	7.928542	0.00		0.96367	7.640495	0.00

Hinweise/Disclaimer

- Deutschland (MVP): Technische Auswertung, keine steuerliche Beratung.
- § 23 EStG (Freigrenze/Haltefristen) sowie BMF-Schreiben zu § 20 EStG (u. a. Rz. 131 zu Fremdwährungsgeschäften) ggf. separat berücksichtigen.